

**Standard Operating Procedures**  
**for**  
**Fish**  
**Production Programs**  
**in the**  
**Clearwater River Basins**

**Prepared by**  
**Idaho Department of Fish and Game**  
**Nez Perce Tribe**  
**U.S. Fish and Wildlife Service**

## Table of Contents

1. Summer Steelhead.....	3
1.1. Overview of facilities and brood stock.....	3
1.2. Dworshak National Fish Hatchery.....	9
1.3. Clearwater Fish Hatchery.....	14
2. Spring/Summer Chinook Salmon .....	18
2.1. Overview of facilities and brood stock.....	18
2.2. Dworshak National Fish Hatchery.....	24
2.3. Kooskia National Fish Hatchery .....	27
2.4. Nez Perce Tribal Hatchery Complex (NPTHC) .....	30
2.5. Clearwater Fish Hatchery.....	33
3. Coho Salmon .....	39
3.1. Overview of facilities and brood stock.....	39
3.2. Dworshak National Fish Hatchery.....	44
3.3. Eagle Creek National Fish Hatchery .....	46
4. Fall Chinook Salmon.....	48
4.1. Overview of facilities and brood stock.....	48
4.2. Nez Perce Tribal Hatchery.....	53
4.3. Big Canyon Creek Acclimation facility (BCCA).....	57
5. Pacific Lamprey .....	59
5.1. Program details .....	59
6. Rainbow Trout.....	61
6.1. Overview of facilities, release and evaluation information.....	61
6.2. Lyons Ferry Fish Hatchery (LFH).....	61
7. Appendices.....	62
7.1. Clearwater Brood Calculator.....	62
7.2. Parental Based Tagging (PBT) .....	64
7.3. Description and rationale for PIT and CWT tagging.....	65
7.4. 2018 Snake River Kelt Reconditioning Project Summary.....	66
7.5. Adult Spring Chinook Salmon outplant locations and marks .....	67
7.6. Cryopreserved Milt Request Form.....	68
7.7. Distribution of Spawned-Out and Excess Carcasses At Anadromous Fish Hatcheries .....	69
7.8. Excess Egg Planting Protocols .....	69

This SOP document is intended to capture operational procedures that are consistent through time. Unless SOPs are changing permanently, little editing of this document will be necessary. If there are things that are changing that are specific to the current year, those changes will be captured in the AOP document but not in the SOP.

## 1. Summer Steelhead

- Definition of species - All steelhead *Oncorhynchus mykiss* in Idaho are classified as summer steelhead, determined by time of entry into the Columbia River. Idaho steelhead enter fresh water in one year and spawn the following spring. Idaho has A and B strains of steelhead that are classified based on life history characteristics. Generally A-strain steelhead spend one year in the ocean and return to fresh water during the summer. The B-strain steelhead commonly spend two years in the ocean before returning to fresh water in late summer or autumn.
- Rearing locations - Hatchery steelhead released into the Clearwater are reared at two hatcheries: Dworshak National Fish Hatchery (DNFH) and Clearwater Fish Hatchery (CFH). Information on rearing and releases from MVFH can be found in the Snake and Salmon Basin SOP.
- Broodstock collection and spawning locations - Broodstock collection and spawning activities for the steelhead program in the Clearwater are conducted at the following locations: Dworshak National Fish Hatchery (DNFH), Kooskia National Fish Hatchery (KNFH), SF Clearwater Volunteer Anglers (SFClwAng), and Lower Granite Dam/Lochsa River/SF Clearwater River for the Kelt Program.
- Calculation of Broodstock need – Appendix 7.1 shows the brood calculator used to determine brood need to reach production goal for the program releases. The number of eggs collected is based on 5-yr running historical average of adult survival, eye-up percentage, disease rates and smolt survival rates to meet smolt release targets. Suppose the production goal is to trap and spawn enough adults to produce (x) number of smolts for release. Applying a production cushion (c) and eyed egg-to-smolt survival (ess) to total smolt goal, gives the eyed eggs needed ( $e=(x*(1+c))/(ess)$ ). After accounting for green-to-eyed egg and culling survival (ges and cs, respectively), the green egg goal before culling can be determined ( $g=e/(ges)/(cs)$ ). Using an average fecundity of green eggs per female (fec) gives the number females needed ( $F=g/fec$ ). A 1:1 M:F spawning ratio gives the number of males needed ( $M=F$ ) and the total number to spawn ( $TotSp=F+M$ ). Total fish needed when accounting for % pond mortality (pm) can be calculated ( $TotPM=TotSp/(1-pm)$ ). Sometimes the F:M ratio is not 50%:50% in the collected broodstock and additional fish would need to be trapped to get the 1:1 M:F spawning ratio. Using the % females in the broodstock (fb), the total number of fish that needs to be trapped can be calculated ( $TotTrap=(TotPM/2)/(1-fb)$ , round up to even number).
- Smolt releases - All steelhead smolts from DNFH, CFH, and MVFH are released as yearling smolts and are transported to the release sites from April through early May.

### 1.1. Overview of facilities and brood stock

#### 1.1.1. Dworshak National Fish Hatchery (DNFH)

- Hatchery description and location - The DNFH is located on the North Fork Clearwater River approximately one kilometer upstream from the confluence of the mainstem Clearwater and the North Fork Clearwater River.
- Owner and operator – DNFH is owned by the US Army Corps of Engineers and is operated by the USFWS and the Nez Perce Tribe (NPT).
- Programs at facility (Fig. 1.3)– DNFH traps spawns, incubates and rears DworB hatchery steelhead for release as smolts. DNFH also collects broodstock to meet a portion of the IDFG DworB steelhead program at Magic Valley Fish Hatchery (MVFH; see Snake-Salmon River SOP for details). Angler collection of locally adapted SF Clearwater Origin B-Run broodstock (SFClwB) will be used for all or a portion of the broodstock for DNFH's smolt releases to SF Clearwater. DNFH also incubates SFClwB eggs to be transferred at the eyed egg stage to CFH for rearing and release to SF Clearwater (see CFH Section 1.1.2 below).
- Stocks reared and release locations (Fig. 1.3)– DworB: DNFH rears DworB smolts for release in mainstem Clearwater (at DNFH), Clear Creek, Lolo Creek and SF Clearwater (at Red House Hole; as needed). DworB green eggs are transported to CFH, incubated to eyed stage, before being transported to MVFH for final rearing and release of smolts in Pahsimeroi River (see Snake-Salmon River SOP for details). SFClwB: A portion of DNFH's smolt release to SF Clearwater (at Red House Hole) will be SFClwB stock from angler broodstock collection (incubated and reared at DNFH).

- Production Goals (smolts, 6 fpp) – Mainstem Clearwater (at DNFH) – 1.2 million DworB smolt, Clear Creek – 300k DworB smolt, Lolo Creek – 200k DworB smolt, SF Clearwater (Red House Hole) – 400k SFClwB/DworB smolt.
- Adult mitigation goal (if applicable) - The annual adult return goal for Dworshak National Fish Hatchery (DNFH) is 20,000 steelhead back to the Clearwater River. Escapement goals to the project area above Lower Granite Dam assumed a harvest rate of about 66% on Dworshak and Clearwater hatchery adult returns in ocean and Columbia River fisheries downstream of the project area. While annual adult steelhead returns originating from the combined production at Dworshak and Clearwater hatcheries are intended primarily for harvest mitigation, approximately 18% is intended to supplement natural spawning in portions of the Clearwater drainage. Fish intended for supplementation are released with adipose fins intact and are not intended to contribute to mark-selective fisheries. Collaboratively managed hatchery production and supplementation efforts associated with this program are consistent with the intent and protocols of the most current US vs. Oregon Management Agreement.
- Facility or stock changes (if applicable) – Historically, all broodstock for DNFH smolt releases in SF Clearwater were DworB stock collected at DNFH. The goal is to convert all or at least a portion of the DNFH broodstock used for smolt releases to SF Clearwater to SFClwB stock from angler broodstock collection.

### 1.1.2. Clearwater Fish Hatchery (CFH)

- Hatchery description and location - The Clearwater Fish Hatchery consists of the main hatchery and three satellite facilities: Red River, Powell, and Crooked River. The main Clearwater Hatchery is located at Ahsahka, Idaho approximately 45 miles east of Lewiston, Idaho on highway 12 on the NF Clearwater River. Red River facility is located near the Red River Ranger station approximately 15 miles east of Elk City, Idaho. The Powell facility may be seen by driving on state highway 12 to approximately milepost 163.5 and then turning south on the Elk Summit road and travel two miles to the entryway sign of the Powell fish trap. The Crooked River facility is located approximately 35 miles east of Elk City, Idaho.
- Owner and operator – The Clearwater Fish Hatchery and its three satellite facilities were constructed by the Army Corp of Engineers under the Lower Snake River Compensation Plan. The Idaho Department of Fish and Game operates the hatchery with funding provided through the U.S. Fish and Wildlife and Lower Snake River Compensation Plan office.
- Programs at facility - In recent years, IDFG has converted the CFH steelhead program to angler collection of locally adapted broodstock in the SF Clearwater (SFClwB). SFClwB broodstock are spawned at DNFH. CFH incubates and rears SFClwB hatchery steelhead (DworB stock added if needed) for release as smolts in SF Clearwater. CFH also incubates DworB eggs (from DNFH) to eyed stage before being transported to MVFH to supplement the USAL-B program, a stock within the upper Salmon River basin founded on DWOR stock fish reared at MVFH (see Snake-Salmon River SOP for details).
- Stocks reared and release locations – SFClwB (DworB as needed): CFH rears SFClwB smolts for release in Red House Hole, Meadow Creek, Newsome Creek (all SF Clearwater). DworB: DworB green eggs are transported to CFH, incubated to eyed stage, before being transported to MVFH for final rearing and release of smolts in the Little Salmon River, Pahsimeroi River and Yankee Fork Salmon River (see Snake-Salmon River SOP for details).
- Production Goals (smolts, fpp) – Red House Hole – 219k SFClwB smolt, Meadow Creek – 501k SFClwB smolt, Newsome Creek – 123k SFClwB smolt.
- Adult mitigation goal (if applicable) - The annual adult mitigation goal for Clearwater Fish Hatchery (CFH) is 14,000 adult steelhead to the project area above Lower Granite Dam. Escapement goals to the project area above Lower Granite Dam assumed a harvest rate of about 66% on Dworshak and Clearwater hatchery adult returns in ocean and Columbia River fisheries downstream of the project area. While annual adult steelhead returns originating from the combined production at Dworshak and Clearwater hatcheries are intended primarily for harvest mitigation, approximately 18% is intended to supplement natural spawning in portions of the Clearwater drainage. Fish intended for supplementation are released with adipose fins intact and are not intended to contribute to mark-selective fisheries. Collaboratively managed hatchery production and supplementation efforts associated with this program are consistent with the intent and protocols of the most current US vs. Oregon Management Agreement.

- Facility or stock changes (if applicable) - Original design memorandum shows the production for CFH may be as high as two million steelhead smolts; however, the annual production target has been reduced due to limited water availability and to provide more rearing space for Chinook Salmon. Historically, the steelhead smolt releases from CFH have ranged from approximately 600K to 1.04 million. Currently the release goal for CFH is 843,000 full term smolts (FTS). The reduction of FTS release number is from downstream multi agency negotiations and insufficient water to rear fish in 24 one hundred foot sections of raceways. In addition, historically, all broodstock for CFH smolt releases in SF Clearwater were DworB stock collected at DNFH. In recent years, IDFG has converted the CFH to an angler based collection of locally adapted broodstock in the South Fork Clearwater (SFClwB stock). Currently, DworB stock is used only as needed.

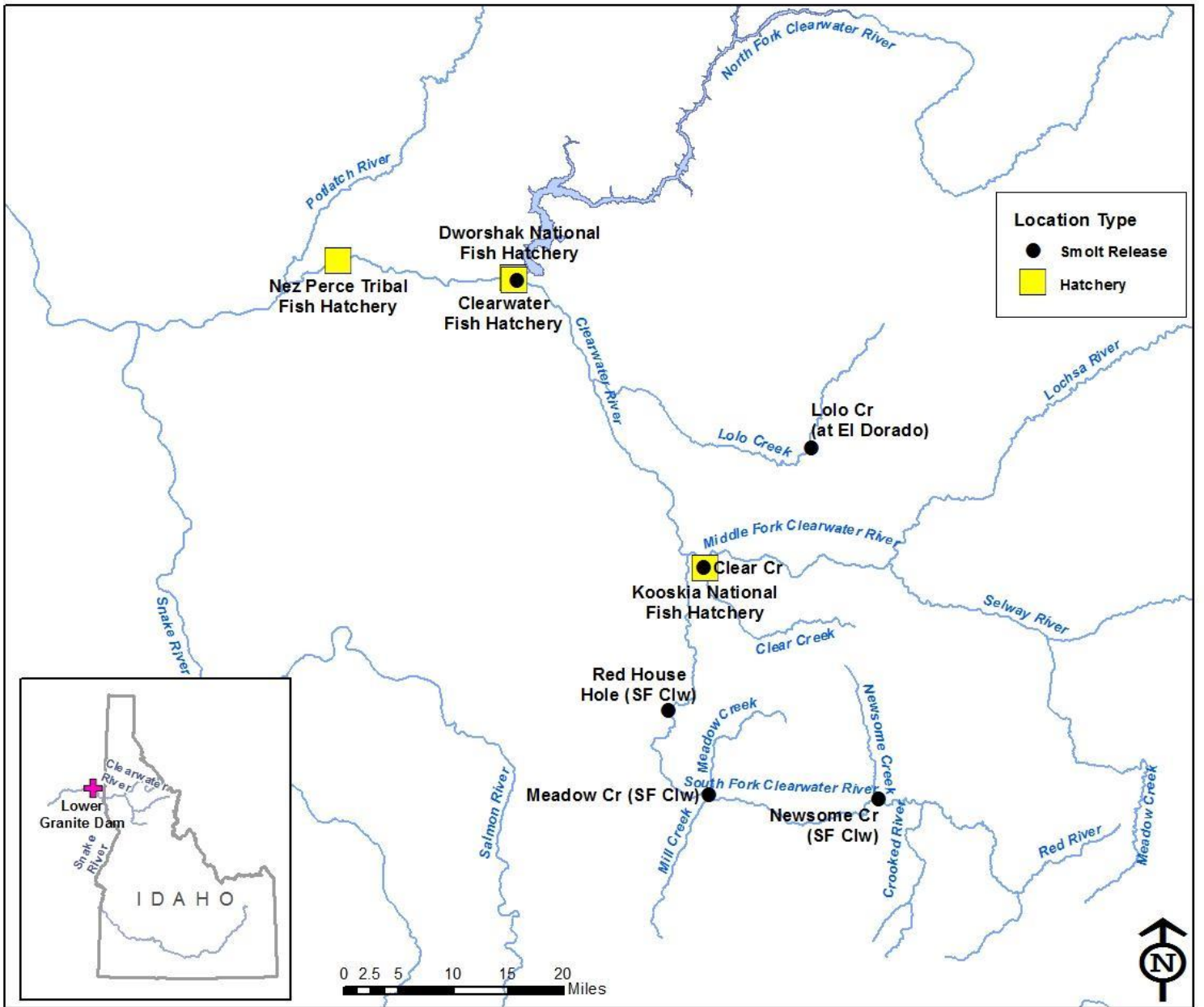
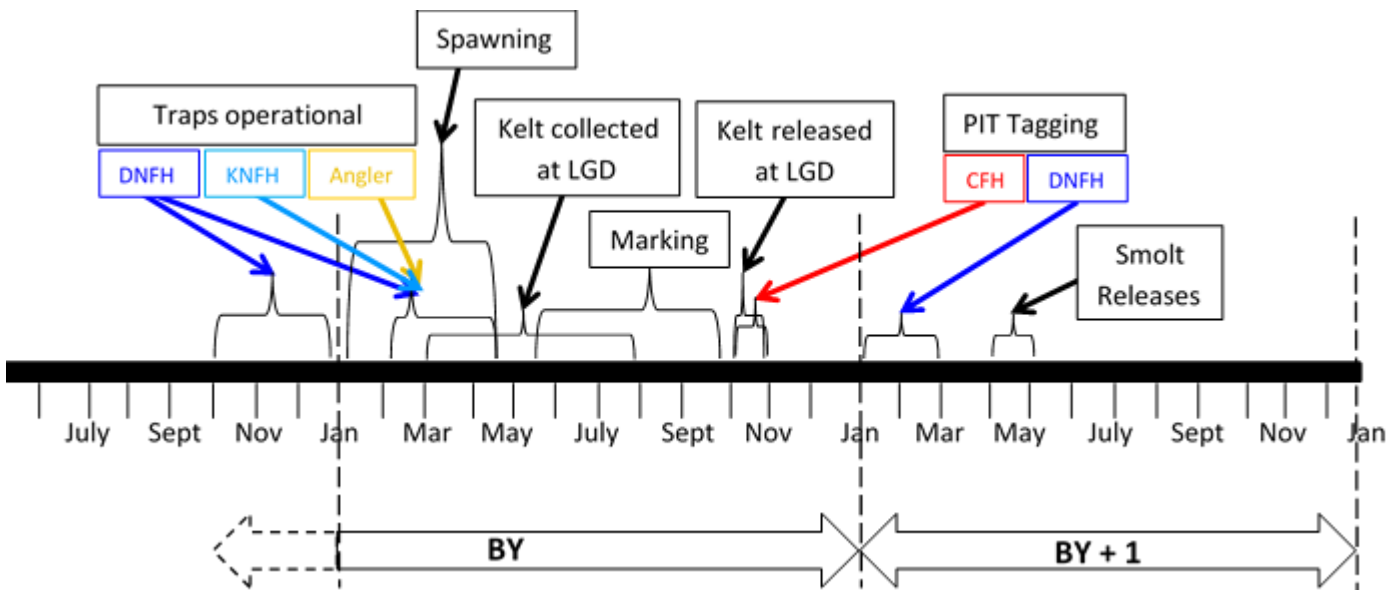


Figure 1.1. Steelhead trapping, hatchery facilities and smolt release locations.



**Figure 1.2.** Timeline for Steelhead Production. Date ranges with black labels are shown to include all facilities' operations. Color-coded labels identify activities that have variability in timing for the different facilities.

# STEELHEAD

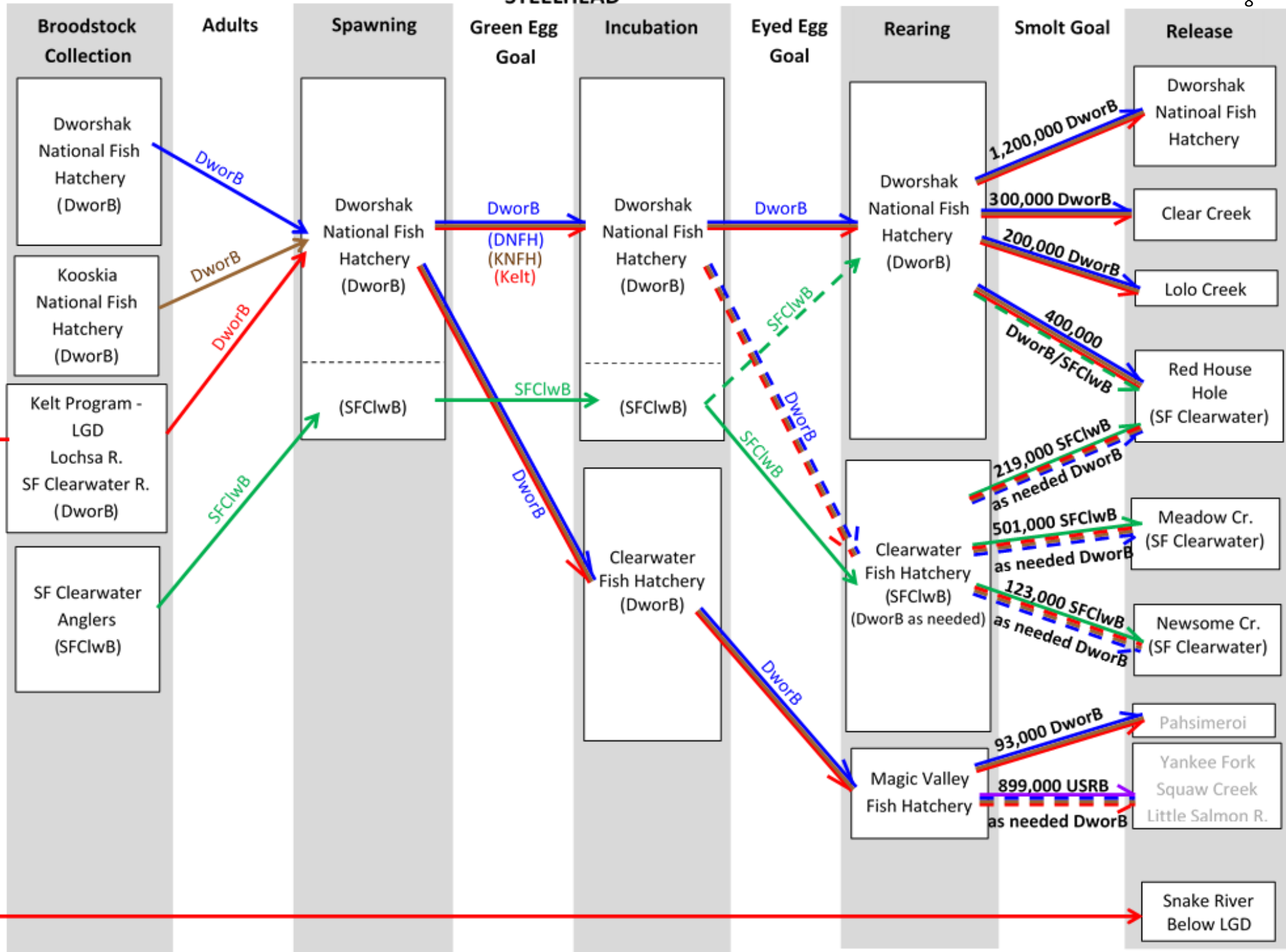


Figure 1.3. Fish and egg movements for Steelhead.



## 1.2. Dworshak National Fish Hatchery

### 1.2.1. Trapping and Brood Acquisition

- Trapping/Brood Acquisition location – Broodstock incubated and/or reared at DNFH is acquired from four sources: DNFH Ladder, Kooskia National Fish Hatchery (KNFH), SF Clearwater Anglers (SFClwAng), and Kelt Program.
- Trap configuration -
  - DNFH: A fish ladder in the N.F. Clearwater River traps returning adults at the hatchery. The holding pond at the top of the ladder is 15'x 75'x 8'. Broodstock are collected passively using a ladder that enters the hatchery from the North Fork Clearwater River.
  - KNFH: KNFH is located 1.5 miles southeast of Kooskia, Idaho near the confluence of Clear Creek and the Middle Fork Clearwater River.
  - SFClwAng: Volunteer anglers, with guidance from IDFG staff, will catch fish in the South Fork Clearwater River for broodstock using standard hook and line angling techniques.
  - Kelt Prog: Steelhead kelts migrating from tributaries of the Snake River above Lower Granite Dam are directed by a large bypass system to the Juvenile Fish Facility at Lower Granite Dam where they are collected by Army Corps of Engineer (COE) staff. Kelts are collected off the adult fish separator bars and moved to a the kelt receiving tank (see Appendix 7.5)
- Dates operated –
  - DNFH: Broodstock collection in the fall typically occurs October through mid-December. Spring broodstock collection occurs February through mid-April.
  - KNFH: Broodstock collection occurs mid-March through early July and then the trap is opened in the fall October through December.
  - SFClwAng: Broodstock collection begins in February and continues until either the broodstock needs are met, the anglers are no longer catching fish, or DNFH's final spawn day which occurs in mid-April.
  - Kelt Prog: Steelhead that will be air-spawned as part of the kelt reconditioning program will be collected from the DNFH ladder during their spring collection.
- Trapping/Brood Acquisition protocol (frequency, movement of fish) -
  - DNFH: Typically, the fish ladder and trap are operated intermittently during the trapping season. No weekend ladder operation occurs unless necessary to meet goals. This allows for active monitoring of the fish counter during the week, and ensures excess fish are not collected. As a result, fish holding times in the hatchery are somewhat reduced, and un-trapped fish are available for tribal and sport harvest. Typically, the trap is opened anywhere from 5 minutes to a few hours, depending on run strength and timing. The number of fish collected is tracked by a counter located at the entrance of the holding pond. Currently the actual number of steelhead collected has been about 82% of the counter reading. Ladder operation may be modified in-season if weekly goals are not met.  
DNFH targets 150 steelhead trapped and retained each month in October and November, and 100 in December for a total of approximately 400 steelhead retained by the end of December, to represent the early component of the return. Spring collection for steelhead broodstock will commence in February and continue until about mid-April. The ladder is opened for collection of spring returns one week prior to spawn dates.
  - KNFH: The adult trap will be opened early to mid-March for steelhead adult collection as needed for broodstock collection. The proposed operation is to close the trap early April after Chinook and Coho Salmon smolt releases, and bypass the water intake and Obermeyer weir during this usually high water period. We would reopen the trap mid- to late May for Chinook trapping. The trap start and end times will be adjusted as needed depended on adult returns to the basin. During this dewatered period we would open the picket (fish) weir to allow passage of steelhead. The NPT and IDFG are also interested in operation of the weir and will be kept informed.
  - SFClwAng: Adult steelhead will be collected from SF Clearwater River in an attempt to develop a localized brood source for that component of DNFH production. See CFH section for full discussion of brood collection (Section 1.3.1).

- Kelt Prog: NPT staff will air-spawn 195 females for the Kelt project. Air-spawned eggs will be incorporated into DNFH production. The post-air-spawned fish are to be reconditioned and retained until the following spring. An additional 300 kelts will be collected at Lower Granite Dam (or other Snake or Clearwater River tributary collection site) and a portion will be transferred to DNFH for reconditioning (see Appendix 7.5).

### 1.2.2. Adult Handling

- Measurements (marks, tags, sex, etc.) –
  - DNFH: Returning adults to the Dworshak Ladder are measured for length, sexed, scanned for PIT tags and CWTs, checked for markings, and marked with a left opercle notch (LON), then sorted for spawning or holding. All CWT fish will be retained and utilized for broodstock to the extent possible. Remaining CWT fish will be killed for tag recovery. Data from sort will be entered into the Fish Inventory System (FINS). See Appendix 7.3 for more info on CWT and PIT tag recoveries.
  - KNFH: Returning adults to the Kooskia trap are measured for length, sexed, scanned for PIT tags and CWTs, checked for markings and marked with a right opercle notch (RON), then sorted for broodstock, outplanting or subsistence. Data from trapping will be entered into the Fish Inventory System (FINS).
  - SFClwAng: Measurements for SFClwAng brood will be taken streamside at the South Fork Angler trapping locations. All CWT fish will be retained and utilized for broodstock to the extent possible. Remaining CWT fish will be killed for tag recovery.
  - Kelt Prog: While still sedated, post-air-spawned fish will be sampled for blood and a genetic tissue sample will be taken. In addition, each fish will be measured for body lipid level, fork length, weight and PIT tagged.
- Tissue sampling protocol - DNFH: IDFG personnel will collect DNA samples from all spawned adults at DNFH (all programs) for a basin-wide parentage-based genetic tagging program (PBT) baseline (see Appendix 7.3).
- Dispositions (holding, releases) –
  - DNFH: Fish collections via the trap may exceed the broodstock goal to ensure adequate numbers of adults are available on any given spawning day. All excess steelhead trapped are returned to the main stem of the Clearwater River at the Hocus boat ramp upstream of the hatchery for the fisheries. All released fish will be marked with a left operculum v-notch.
  - KNFH: Returning adults are measured and examined for gender, various clips, tags, and marks then sorted for spawning or holding. If needed Steelhead will be trapped for broodstock. No steelhead evaluation is planned at KNFH at this time.
  - SFClwAng: All adults collected for broodstock are transported to DNFH for holding and spawning and processing. Among fish caught by anglers, only hatchery origin adult fish may be retained for broodstock (AD clip, CWT and/or fin erosion). Retained hatchery origin fish are transferred to specially designed fish holding tubes. Collected fish will be transported daily to DNFH for spawning. CFH staff will operate transport trucks to collect fish from the holding tubes and transport them to DNFH until approximately mid-March at which time DNFH will take over transport operations. Adults collected for broodstock but not used will be made available to NPT for radio tagging (see Section 1.3.3). Natural origin fish, as evidenced by the lack of one or more of hatchery mark/tags, are released immediately.
  - Kelt Prog: Kelts collected from Lower Granite Dam will be reared in conjunction with the air-spawned steelhead. These fish will be on-station from March through November. Surviving and mature air-spawned fish will be air-spawned again and terminally sampled the following spring. Eggs from these fish will be available for DNFH production. Non-mature air-spawned will be terminally sampled. Surviving and mature Lower Granite Dam transferred kelts will be returned to the Snake River below Lower Granite Dam. Surviving and non-mature kelts will be transferred to NPTHC for an additional year of reconditioning.
- Carcass dispositions –
  - DNFH: The food bank will be utilized when possible for carcass disposal. Carcasses will be provided to local schools for fish dissections for the Hatchery in the Classroom Program. Carcasses may also be used to fill requests from research groups to acquire fish for scientific study. Any non-hormone

injected carcasses that are not utilized by the food bank, or for classroom dissections will be disposed at the transfer station. Any fish that have been exposed to hormone treatments (SGnRHa) will be disposed at the transfer station.

- KNFH: Any adult steelhead that expires in the trap will be frozen and transported to the local Landfill every Thursday.
- SFClwAng:
- Kelt Prog: All kelt mortalities will be frozen and land-filled.

### 1.2.3. Adult outplants (if applicable)

- Trigger for outplanting – DNFH: Decisions to outplant will be made during the in-season coordination calls. Any out-planting involving the NPT will be coordinated with Mike Key.
- Purpose –
- Outplant protocol (sex ratio, timing, marking, sampling) –
  - DNFH: Excess adults will be loaded onto the Dworshak distribution truck and released at the Mainstem Boat Launch just East of the Hatchery
  - KNFH: All natural (unmarked) fish will be loaded onto a transport truck and taken nine miles up Clear Creek to the second bridge and released. Adult hatchery steelhead (not taken for CWT) for out-planting will be loaded to a NPT truck at time of sorting; if a large truck is needed, we will contact NPT Mike Key for spring out-plants. If trap numbers are low, we will use a 400 gallon tank in a one ton truck for out-plants. Out-planted steelhead will be given a right operculum v-notch. Any Tribal requests for steelhead will be coordinated through Nancy McAllaster, NPT (208-843-7320 ext.2126). Other native species (bull trout, suckers, whitefish etc.) trapped will be passed upstream of the weir.
  - SFClwAng: Excess adults will be loaded onto the Dworshak distribution truck and released at the Mainstem Boat Launch just East of the Hatchery.
  - Kelt Prog: Surviving and mature air-spawned fish will be air-spawned again and terminally sampled the following spring. Eggs from these fish will be available for DNFH production. Non-mature air-spawned will be terminally sampled. Surviving and mature Lower Granite Dam transferred kelts will be returned to the Snake River below Lower Granite Dam. Surviving and non-mature kelts will be transferred to NPTHC for an additional year of reconditioning.

### 1.2.4. Spawning/Egg take

- Calculation of broodstock need (fecundity, eyeup, eye to smolt) –The production goal is to trap and spawn enough adults to produce a total of 2.1 million yearling smolts at DNFH. See introduction to Section 1 and Appendix 7.1 for details on broodstock calculation.
  - DNFH: The production goal is to trap and spawn enough adults to produce 1.7 million smolts for the DNFH programs (NF, Clear Creek, and Lolo Creek releases). The fish needed to produce these green eggs will come from trapping at DNFH, and the Kelt program.
  - SFClwB: The production goal is to trap and spawn enough adults to produce 400K smolts for the DNFH program (South Fork Red House Hole releases). If insufficient SF Clearwater adults are available, the remainder will be made up from DworB steelhead.
  - Kelt: The Columbia River Inter-Tribal Fish Commission (CRITFC) and the NPT are conducting a Kelt Steelhead Reconditioning Project at DNFH through February, 2019 under a real-estate permit between Bonneville Power Association (BPA) and the ACOE. The Kelt Program goal is based on number of female adults spawned. Using the method described in the introduction of Section 1, the total number of adults that need to be trapped can be calculated from the broodstock M:F ratio and pond mortality rate from the Broodstock Calculator (Appendix 7.1).

Additional factors influencing the number of fish trapped and spawned at DNFH include the following: (1) potential for request of additional eggs for CFH releases in the SF Clearwater River if the angler based collection of locally adapted broodstock (SFClwB) is unable to meet the broodstock goal for that program, (2) potential for request of additional eggs for the MVH USRB program if a brood shortfall is anticipated at Pahsimeroi weir (see Snake-Salmon River AOP), (3) the prevalence of viral replicating agents in adults and culling rate variability, (4) overall egg quality, (5) preserving

the run-timing from August through April, and (6) reducing juvenile IHNV infections by maximizing limited reservoir water supplies.

- Spawning protocol (schedule, method, M/F ratio) –
  - DNFH: No more than 5% of broodstock will be composed of 1-ocean males. One-ocean males will be used to fertilize eggs from no more than one female. In an attempt to increase the number of larger and older-age class returning steelhead, the largest 10% of the males will be crossed with up to three females when possible. They will be retained (not killed or released) so they can contribute gametes across multiple egg takes. Also, only females 75 cm in length and larger will be used as broodstock. All CWT'd fish will be retained but broodstock collection will be minimized to the extent possible. A 1:1 male-female spawning ratio is achieved by trapping additional broodstock because the average trapped male-female ratio is 1:2.3. Typically, the steelhead program for DNFH releases will originate from 10 egg takes to maintain acceptable density limits and reduce fish stress in the DNFH nursery.
  - SFClwAng: Same as above.
  - Kelt: Kelt broodstock are collected as close to spawning as possible so the kelts are in the best condition possible. Brood requirements are being accomplished with 3 takes of 65 adult fish each. Air-spawned fish are to be reconditioned and retained until the following spring. However, depending upon survival, some of these fish may need to be released after four to six weeks in order to make room for steelhead kelts transferred from Lower Granite Dam. Co-managers will discuss and determine appropriate release locations for both DNFH ladder trapped and any SF Clearwater River broodstock used for the kelt program.

#### 1.2.5. Egg incubation

- Eggs received (if applicable) –
- Egg transfers (if applicable) – DNFH will incubate up to 1.3 million green eggs for CFH. Green eggs for MVFH will be brought to CFH for incubation.
- Egg incubation method (egg distribution, treatments, picking) – DNFH will incubate eggs from the steelhead females, with fall-return females representing approximately 25% of the egg take and spring-return females making up the remaining egg take. After eye-up and enumeration, approximately 3.4 million green eggs will go into the DNFH program.
- Treatment, loading density, flow rate –
- PBT tracking –
- Method into rearing tanks –
- Surplus egg distribution (if applicable)– Eyed eggs in excess of program needs can be provided to the Kelt Reconditioning Project, the IDFG for sturgeon projects, or out-planted to the Yankee Fork of the Salmon River or the North Fork Clearwater River upon Co-Manager approval.

#### 1.2.6. Early rearing

- Environmental protocols (flow indices, density indices) – Early rearing occurs in the nursery on reservoir water.
- Feeding protocol –
- Marking and tagging (AD, CWT; date range, size at application) – Columbia River Fisheries Program Office (CRFPO) will AD clip and CWT steelhead during transfer to Burrows ponds from May until August. Adipose fins are clipped and fish are CWT'd in accordance with the marking plan put forth by the Idaho Fish and Wildlife Conservation Office (IFWCO). Steelhead are marked in proportion to the release sites and spawning takes to ensure that marking spans the entire brood year.
- Fish movement/facility configuration – DNFH will early-rear steelhead in its nursery until the fish reach approximately 100-150 fpp. The fish will be moved from nursery tanks to outside burrows ponds from mid-May to early September. Fish will be moved from the nursery to the ponds using a Heathro Fish Pump.

#### 1.2.7. Final rearing

- Target environmental protocols (flow indices, density indices) – Fifty eight Burrows ponds will be used for steelhead rearing. The Burrows ponds will be initially ponded at approximately 135K fish/pond. After the fish are moved from the nursery tanks, initial stocking will be in System I, also on reservoir water.
- Feeding protocols–

- Mortality enumeration/estimate -
- Water monitoring - After the fish are moved from the nursery tanks, initial stocking will be in System I, which is on reservoir water. The fish will be kept on reservoir water until they are approximately 60 fish per pound to better manage against IHN outbreaks from exposure to the river water.
- Fish movement/facility configuration - As density and flow levels increase in System I, the steelhead will be moved into Systems II and III using the Heathro Fish Pump in conjunction with the Vaki Micro Fish Counter to inventory these fish into ponds where they will remain until release.
- Acclimation (if applicable) -
- Marking and tagging (PIT) - PIT tags will be inserted into steelhead January in BY+1. See Appendix 7.4.1 for more information about PIT tags.
- Quality monitoring (counts, growth, length, marks quality, tag retention) - The estimated average total length at release is 200 mm, or 5.8 fpp. Thirty days post tagging, a subsample of 500 fish from each CWT-tagged pond will be checked for tag retention. Dead fish recovered from ponds containing PIT tagged fish are scanned for tags and the ponds are swept with magnets to recover shed tags. Sample length and weights were collected at the time fish were ponded, during PIT tagging and pre-release to monitor growth and condition.

#### 1.2.8. Fish health

- Service provider - USFWS Pacific Region Fish Health Program (name change from the Idaho Fish Health Center)
- Sampling protocols (what is sampled, sampling schedule) -
  - Adults: DNFH: At spawning, a minimum of 150 ovarian fluid samples and 60 tissue samples will be collected and assayed for viruses over the run. In addition, ovarian fluid samples are taken from 30% of females at each spawning take and are processed individually in the laboratory (not pooled) to assay for virus. An exception to this practice occurs in the case of transfers of eggs to MVFH where 100% ovarian fluid samples will be processed for virus testing from these females. Sixty tissue samples will be tested for bacteria, including Bacterial Kidney Disease and for parasites, including Whirling Disease. Up to 60 tissue samples will also be tested for Ceratonova shasta.
  - Juveniles: Upon ponding, juveniles will be monitored for any disease problems including parasites, viral, and bacterial pathogens at a minimum of once per month, as well as diagnostic exams as needed. A 60 fish sample will be tested for viral, bacterial, and parasitic pathogens 4-6 weeks prior to release.
- Vaccination methods - DNFH: A portion of the males are injected with the hormone sGnRHa prior to spawning, using the implant form under the INAD. This is to insure that there are enough males that are ripe during the early spawns.
- Treatment methods - DNFH: Early returning adults are treated up to three times per week with formalin for fungus, under a veterinary extra-label prescription.

#### 1.2.9. Fish release/transportation

- Truck specifications - U.S. Army Corp of Engineer (ACOE) fish transportation trucks will be used for transferring the fish from the hatchery to the release site.
- Hauling/Release schedule - Weather permitting, releases into Lolo Creek (near the El Dorado Creek confluence) will occur from mid- to late-April. Nez Perce Tribal Hatchery (NPTHC) personnel will coordinate snow removal efforts to the Lolo Creek site. If snow conditions do not permit release mid- to late-April into Lolo Creek, then a decision will be made among the Clearwater River Drainage supervisors to either release all of the unclipped smolts into SF Clearwater River at the Meadow Creek pullout site, or hold the fish at DNFH until weather permits for release into Lolo Creek. The Meadow Creek pullout location will be used because the hauling trucks are too large to maneuver in the Meadow Creek release site.
- Hauling/Release guidelines -

#### 1.2.10. Research/Additional requests

- Programs and requests - NPT, CRITFC and the University of Idaho request 100 eggs from an air-spawned female to evaluate reproductive success in reconditioned kelts. This will require a small amount of milt from two to three males to sufficiently fertilize the eggs (see Appendix 7.5 for details on kelt program). DNFH also

works with IDFG to meet requests of schools for Trout in the Classroom projects. These schools typically request eggs for projects and carcasses for student dissection.

- Research requests - Future Research requests will be vetted through the DNFH Evaluation Team utilizing the *Guidelines for Conducting Research and Evaluation Projects at DNFH*. The Team will review the proposal and make recommendations to the Dworshak Complex Manager for his decision.

#### 1.2.11. Communication

- Written reports (e.g., Monthly summaries, annual reports) - FWS puts out weekly spawning and return reports, monthly production activity reports, and annual spawning and adult return reports.
- FINS and IDFG release databases -
- Meetings (e.g., AOP, Anad, HET, etc.) -
- Direct consultation for egg/smolt transport -

### 1.3. Clearwater Fish Hatchery

#### 1.3.1. Trapping and Brood Acquisition

- Trapping/Brood Acquisition location – Broodstock incubated and/or reared at CFH is acquired from four sources: SF Clearwater Anglers (SFClwAng), DNFH Ladder, Kooskia National Fish Hatchery (KNFH), and Kelt Program. The DNFH, KNFH and Kelt broodstock are primarily for eggs to be incubated and transferred for rearing at MVFH. DNFH, KNFH and Kelt broodstock also are a secondary brood source for SF Clearwater if angler collection of SFClwB is short of goal. See Dworshak Section 1.2.1 above for details on these brood sources.
- Trap configuration -
  - SFClwAng: Volunteer anglers, with guidance from IDFG staff, will catch fish in the South Fork Clearwater River for broodstock using standard hook and line angling techniques.
- Dates operated - Dates of operation vary each year due to environmental conditions (high water, ice, fish timing etc.). Typical collection dates are Mid-February to late - March.
- Trapping/Brood Acquisition protocol (frequency, movement of fish) -
  - SFClwAng: Adult steelhead will be collected from SF Clearwater River to develop a localized brood source for CFH production. Clearwater Regional staff will coordinate with anglers to collect adults for spawning. Among fish caught by anglers, only hatchery origin adult fish may be retained for broodstock. Qualified IDFG regional or hatchery staff will make the hatchery origin determination based on the presence of either an adipose fin clip, a coded-wire tag, or obvious fin erosion associated with hatchery rearing. Natural origin fish as evidenced by the lack of one or more of those indicators, are released immediately. CFH staff collect brood from the start of the collection until the day before CFH smolt hauling occurs in mid-March.

#### 1.3.2. Adult handling

- Measurements (marks, tags, sex, etc.) –
  - SFClwAng: Fish caught by anglers are checked for marks and tags; only hatchery origin adult fish may be retained for broodstock and transported to DNFH (AD clip, CWT and/or fin erosion).
  - All stocks: Adults at DNFH are processed according protocol described in “Adult Handling” from Section 1.2.1.
- Tissue sampling protocol - IDFG personnel will collect DNA samples from all spawned adults at DNFH (all programs) for a basin-wide parentage-based genetic tagging program (PBT) baseline (see Appendix 7.2 for detail).
- Dispositions (holding, releases) –
  - SFClwAng: All adults collected for broodstock are transported to DNFH for holding and spawning and processing. Among fish caught by anglers, only hatchery origin adult fish may be retained for broodstock (AD clip, CWT and/or fin erosion). Retained hatchery origin fish are transferred to specially designed fish holding tubes. Collected fish will be transported daily to DNFH for spawning. CFH staff will operate transport trucks to collect fish from the holding tubes and transport them to DNFH until approximately mid-March at which time DNFH will take over transport operations. Adults collected for broodstock but not used will be made available to NPT for radio tagging (see Section 1.3.3). Natural origin fish, as evidenced by the lack of one or more of hatchery mark/tags, are released immediately.

- Surplus distribution - Surplus SFClwAng fish, above and beyond CFH and DNFH needs, remaining in the Dworshak holding pond at the end of spawning, will be loaded onto the Dworshak distribution truck and released at the Mainstem Boat Launch just East of the Hatchery.
- Carcass dispositions – All adults collected for broodstock are transported to DNFH for holding, spawning and carcass disposal. See “Carcass disposition” in Section 1.2.1 for details on protocol.

### 1.3.3. Adult outplants (if applicable)

- Outplant protocol (sex ratio, timing, marking, sampling) – Adults collected for CFH broodstock, but not used, will be made available to NPT/DNFH to help backfill the Red house release group for radio tagging. NPT will be inserting radio transmitters into adult steelhead on SF Clearwater to determine distribution throughout the drainage. Working closely with co-managers (IDFG) to collect local broodstock (SFClwB), up to 20 radio transmitters may be inserted into natural origin (NOR) adult steelhead during collection of broodstock in February and March. Additionally, NPT may employ tribal anglers to assist with capturing adult steelhead for radio tracking and broodstock collection using traditional fishing methods.

### 1.3.4. Spawning/Egg take

- Calculation of broodstock need (fecundity, eyeup, eye to smolt) - The production goal is to trap and spawn enough adults to produce 843k smolts for the CFH programs to release in SF Clearwater. See the introduction to Section 1 and Appendix 7.1 for details on broodstock calculation. The fish will come primarily from angler collection from SF Clearwater (SFClwB stock). If insufficient SF Clearwater adults are available, the remainder will be made up with DworB broodstock from DNFH, KNFH and Kelt Program sources (see Section 1.2.1 for DworB broodstock collection).
  - SFClwB: A priority schedule has been established for the use of SFClwB stock, pending availability of adult pairs. CFH staff implements a strategy to increase production of SFClwB origin smolts by whole raceway groups. The first priority is to collect enough eggs from SFClwB broodstock to rear 75% of the Meadow Creek (SF Clearwater) release goal. If additional adults from the angler program are available, additional raceways would be included to achieve, in order of priority, the entire Meadow Creek release (501,000 smolts), the entire Red House Hole release (219,000 smolts) and the entire Newsome Creek release (123,000 smolts). If insufficient SFClwB adults are available to meet the green eggs needed to achieve the CFH production goal, DNFH will trap additional DworB adults to cover any shortfall.
- Spawning protocol (schedule, method, M/F ratio) –
  - SFClwB: Adult holding and spawning will occur at DNFH per “Spawning protocol” described in Section 1.2.4. On SFClwB only spawn days, IDFG staff will perform spawning, disease sampling, and testing of samples with the assistance of DNFH staff to oversee facility operations and process CWT. Adults not used for broodstock will be made available to DNFH for their localized group or to NPT for radio tagging (see Section 1.3.3). First spawn date for egg collection for CFH programs is late February. Spawning occurs on every Tuesday for DNFH spawn days and every Wednesday for SFClwB only fish.

### 1.3.5. Egg incubation

- Eggs received (if applicable) – At DNFH, the eggs will be eyed, shocked and then transferred to CFH.
- Egg transfers (if applicable) - DNFH eggs destined for MVH production will be transferred green to CFH. Once eyed and enumerated, MVFH will be contacted and transport dates will be established.
- Egg incubation method (egg distribution, treatments, picking) – After receiving eyed eggs from DNFH, they will be disinfected and placed in Heath egg trays. They will be picked and enumerated the next day. The eggs will then be placed in Heath egg trays for the remaining incubation period. Incubation of DNFH eggs destined for MVH production will be transferred green to CFH.
- Treatment, loading density, flow rate - Eggs are treated everyday with either formalin, iodine or copper. Eggs are loaded one female to one tray at a flow rate of 5-6 gpm.
- PBT tracking - PBT integrity is tracked for the entire incubation cycle
- Method into rearing tanks – Once the fry are buttoned up, the fry are ponded in the indoor vats by use of a portable tank and remain there until they are approximately 100 fish per pound. Each vat is loaded with approximately 50k swim-up fry.
- Surplus egg distribution (if applicable)

### 1.3.6. Early rearing

- Environmental protocols (flow indices, density indices) - Fry remain in vats until they are approximately 100 fish per pound. Each vat is loaded with approximately 50k swim-up fry. Flow and Density indices are maintained within recommended values.
- Feeding protocol - Fish will be hand fed 6-8 times a day, then put on automatic feeders as feed sizes progress.
- Marking and tagging (AD, CWT; date range, size at application) - When fry are 100 fish per pound, typically end of July into first of August, they are run through the marking trailer and are put into the 12 steelhead raceways outside. As fish are moved outside, they receive ad-clips and CWT's.
- Fish movement/facility configuration - When fry are 100 fish per pound, they are run through the marking trailer and are put into the 12 C and D bank aceways outside where they will stay until release.

### 1.3.7. Final rearing

- Target environmental protocols (flow indices, density indices) – Raceways are loaded with approximately 50,000 -70,000 fish.
- Feeding protocols- Fish are fed by hand 2-6 times a day depending on the rearing cycle.
- Mortality counting - Morts are removed, counted and scanned for tags weekly. The final release number is determined by subtracting monthly fish loss from the inventory until the date of release.
- Water monitoring - Water monitoring is done monthly unless conditions dictate otherwise.
- Fish movement/facility configuration - When fish are moved from inside to outside, they will remain in raceways 7C - 12C; 7D - 12D for the remainder of the rearing cycle.
- Acclimation (if applicable) -
- Marking and tagging (PIT) – In October, fish will be PIT tagged to evaluate juvenile emigration timing and survival from release to Lower Granite Dam for each release group and to estimate a combined adult escapement back to Lower Granite Dam which will be used to estimate SARs. This tagging is a cooperative effort between CSS and LSRCP. PIT tags are randomly separated by code with 70% of the tags representing the run-at-large migration group and the balance (30%) returned to the river during outmigration. PIT tags will be distributed across release groups in proportion to the release group size.
- Quality monitoring (counts, growth, length, marks quality, tag retention) - The fish are sampled monthly between the 25th and 28th of the month. During months of rapid growth, fish may be sampled biweekly. Pound counts are taken to track fish growth and monitor if growth is following the annual growth projections. Length frequencies are taken two weeks prior to release. A 300 fish sample from raceways which are 100% CWT will be checked for tag retention approximately three-weeks post tagging. These retention checks will satisfy marking QC/QA needs as well as release reporting requirements. Fish will remain in raceways until they are full smolt size and age, at a maximum of 4.5 to 6.0 fish per pound.

### 1.3.8. Fish health

- Service provider - IDFG, Eagle Fish Health Lab
- Sampling protocols (what is sampled, sampling schedule) –
  - Adults: All sampling of broodstock collected for CFH occurs at DNFH. All females spawned at DNFH for CFH will have an ovarian fluid sample taken and tested for viral replicating agents. All samples will be shipped to Eagle Fish Health Lab for testing. Culling for INHV will not occur. Eggs will be culled from females that are positive for other viral replicating agents such as IPN, VHS and ISA. A total of 60 kidney samples will be taken to monitor for BKD using ELISA. A total of 20 head wedges will be taken to monitor for WHD.
  - Juveniles: Once fish are ponded, the fish are monitored visually for any abnormal behavior or clinical disease symptoms. If there is a reason for concern, Eagle Fish Health is contacted for a site visit. Juvenile rearing inspections will be performed quarterly and diagnostic examinations as needed by Eagle Fish Health Lab. Pre-liberation inspections will be performed on a 60 fish sample within 30 to 45 days of liberation.
- Vaccination methods - N/A
- Treatment methods – N/A



### **1.3.9. Fish release/transportation**

- Truck specifications - Smolts are hauled in various truck specifications from single compartment to multiple compartments
- Hauling/Release schedule - When transporting fish, CFH follows IDFG and IHOT guidelines. Releases typically happen the first three weeks in April.
- Hauling/Release guidelines - All steelhead smolts are direct release. If tank and stocking water temperature is not within 5-10 degrees F, fish are acclimated to stocking water temp but pumping stocking water in tanks until desired temp is achieved.

### **1.3.10. Communication**

- Written reports (e.g., Monthly summaries, annual reports) - Monthly hatchery performance sheets are distributed to HQ, M&E, Fish Health and LSRCP.
- FINS and IDFG release databases – All information is captured in the FINS database from trapping to release and all smolt releases are entered into the IDFG release database in a timely manner.
- Meetings (e.g., AOP, Anad, HET, etc.) – Hatchery staff attends all pertinent meetings dealing with hatchery applications.
- Direct consultation for egg/smolt transport – Direct consultation to M&E, HQ and cooperators is performed when things outside of the AOP and SOP occur.

## 2. Spring/Summer Chinook Salmon

- **Definition of species** - Chinook salmon *Oncorhynchus tshawytscha* are native to the Columbia River drainage and spawn in fresh water during summer and fall. Idaho's Chinook enter the fresh water system the same year they spawn, usually beginning in the spring. Spawning begins in August and continues as late as November. Spring, Summer, and Fall Chinook are designated by the time of entry into the Columbia River system.
- **Rearing locations** - Spring/summer hatchery Chinook salmon released into the Clearwater drainage are reared at four hatcheries: Dworshak National Fish Hatchery (DNFH), Kooskia National Fish Hatchery (KNFH), Nez Perce Tribal Hatchery (NPTHC), and Clearwater Fish Hatchery (CFH)
- **Broodstock collection and spawning locations** - Broodstock collection activities for the spring/summer Chinook salmon program in the Clearwater are conducted at the following locations: Dworshak National Fish Hatchery (DNFH), Kooskia National Fish Hatchery (KNFH), Nez Perce Tribal Hatchery (NPTHC), Red River Satellite Facility (REDR), Crooked River Satellite Facility (CROK) and Powell Satellite Facility (Powell; Summer run). Spawning activities are conducted at DNFH, NPTHC, CFH, and Powell.
- **Calculation of Broodstock need** - Appendix 7.1 shows the brood calculator used to determine brood needed to reach production goals for the program releases. The number of eggs collected is based on 5-yr running historical average of adult survival, eye-up percentage, disease rates and smolt survival rates to meet smolt release targets. Suppose the production goal is to trap and spawn enough adults to produce (x) number of smolts for release. Applying a production cushion (c) and eyed egg-to-smolt survival (ess) to total smolt goal, gives the eyed eggs needed ( $e=(x*(1+c))/(ess)$ ). After accounting for green-to-eyed egg and culling survival (ges and cs, respectively), the green egg goal before culling can be determined ( $g=e/(ges)/(cs)$ ). Using an average fecundity of green eggs per female (fec) gives the number females needed ( $F=g/fec$ ). A 1:1 M:F spawning ratio gives the number of males needed ( $M=F$ ) and the total number to spawn ( $TotSp=F+M$ ). Total fish needed when accounting for % pond mortality (pm) can be calculated ( $TotPM=TotSp/(1-pm)$ ).
- **Smolt releases** – To meet adult mitigation goals, the original annual production from Chinook Salmon hatcheries in the Clearwater drainage was approximately 1.35 million smolts. This level of production assumed that about 0.87% of smolts released would return to LGR but actual SAR's have averaged less than half of that value. To offset these below anticipated SARs, attempts have been made to increase production from Chinook Salmon hatcheries in the Clearwater drainage and annual releases now total approximately 6,380,000 smolts (Spring and Summer runs combined, including new production) and 925,000 parr and pre-smolts.

### 2.1. Overview of facilities and brood stock

#### 2.1.1. Dworshak National Fish Hatchery (DNFH)

- **Hatchery description and location** - The DNFH is located on the North Fork Clearwater River approximately one kilometer upstream from the confluence of the mainstem Clearwater and the North Fork Clearwater River.
- **Owner and operator** – DNFH is owned by the US Army Corps of Engineers and is operated by the USFWS and the Nez Perce Tribe (NPT).
- **Programs at facility (Fig. 2.3)**- DNFH traps, spawns, incubates and rears Dwor stock hatchery Chinook for the following: rear to smolt for release, rear to Parr for release, spawn for green-egg transfer to CFH for rearing to smolts, rear to Parr for transfer to NPTHC for rearing to smolts. DNFH also traps and transfers live adults to CFH where they are held until spawning.
- **Stocks reared and release locations (Fig. 2.3)**- DNFH rears Dwor stock smolts for release in NF Clearwater (at DNFH). DNFH rears Dwor stock parr for release in Selway River (Upper). DNFH rears Dwor stock parr for transfer to NPTHC for rearing and eventual smolt release at NPTHC and Lolo Creek/Newsome Creek/Meadow Creek (Selway). DNFH spawns Dwor stock to provide green eggs for transfer to CFH, to support Selway River (Lower) programs, and, if needed, Clear Creek to supplement Kooskia stock.
- **Production Goals (smolts, fpp)** – NF Clearwater (at DNFH) – 1.65 million Dwor smolt at 20fpp, Selway River (Upper) – 300k Dwor parr at 100 fpp, Transfer to NPTHC – 380k Dwor parr at 140 fpp (reared to smolt for release at NPTHC and Lolo Creek)
- **Adult mitigation goal (if applicable)** - Based on assumptions used to estimate mitigation goals for the LSRCP Chinook Salmon hatchery programs, the total combined annual mitigation goal for adult Chinook Salmon returns to the project area above Lower Granite Dam from DNFH is approximately 9,135 spring Chinook salmon. Original LSRCP mitigation goals to the project area above Lower Granite Dam assumed a harvest

rate of about 80% for adult hatchery origin Chinook salmon from the Clearwater River in ocean and Columbia River fisheries downstream of the project area. In addition to harvest mitigation, a portion of the combined Chinook Salmon hatchery mitigation production from DNFH is intended to supplement natural spawning in portions of the Clearwater drainage. Fish intended for supplementation are released with adipose fins intact and are not intended to contribute to mark-selective fisheries. Collaboratively managed hatchery production and supplementation efforts associated with this program are consistent with the intent and protocols of the most current US vs. Oregon Management Agreement.

- Facility or stock changes (if applicable) –

#### 2.1.2. Kooskia National Fish Hatchery (KNFH)

- Hatchery description and location - KNFH is located 1.5 miles southeast of Kooskia, Idaho near the confluence of Clear Creek and the Middle Fork Clearwater River.
- Owner and operator – Kooskia National Fish Hatchery is managed and operated by the Nez Perce Tribe for the U.S. Fish & Wildlife Service.
- Programs at facility (Fig. 2.3)- KNFH traps spring Chinook. Adult broodstock is transferred to DNFH and CFH for spawning. Green eggs from DNFH are transferred back to KNFH for incubation and rearing; and green eggs are transferred to CFH for rearing to smolts.
- Stocks reared and release locations (Fig. 2.3)- KNFH rears 600,000 Kooskia stock smolts for release at KNFH into Clear Creek. In addition, Kooskia stocks (combined with Dwor stock as needed) are reared to smolt stage at CFH; these smolts are released into Clear Creek (a portion acclimated at Kooskia before release), the Selway River-Lower, and the NF Clearwater.
- Production Goals (smolts, fpp) – KNFH – 600k Kooskia smolts at 24 fpp released at KNFH,
- Adult mitigation goal (if applicable) - Based on assumptions used to estimate mitigation goals for the LSRCP Chinook Salmon hatchery programs the total combined annual mitigation goal for adult Chinook Salmon returns to the project area above Lower Granite Dam from KNFH is approximately 5,200 spring Chinook salmon. See DNFH section above for general explanation of this calculation (“Adult mitigation goal” in Section 2.1.1).
- Facility or stock changes (if applicable) –

#### 2.1.3. Nez Perce Tribal Hatchery (NPTHC)

- Hatchery description and location - Nez Perce Tribal Hatchery Complex is located at RKM 38 on the north bank of the Clearwater River
- Owner and operator – Nez Perce Tribal Hatchery Complex is owned by the Nez Perce Tribe and The Bonneville Power Administration. The Hatchery is Operated by the Nez Perce Tribe
- Programs at facility (Fig. 2.3)- NPTHC traps spawns, incubates and rears NPTHC and Dwor stock hatchery Chinook for the following: rear to parr and pre-smolt for release, rear parr received from DNFH to smolt for release.
- Stocks reared and release locations (Fig. 2.3)- NPTHC rears NPTHC stock to parr for release in Meadow Creek (Selway). NPTHC rears NPTHC stock to pre-smolt for release in Lolo Creek (Clearwater) and Newsome Creek (SF Clearwater). NPTHC rears Dwor stock received as parr from DNFH to smolt for release to NPTHC and Lolo Creek.
- Production Goals (smolts, fpp) – Lolo Creek – 150k at 30 fpp NPTHC pre-smolts, Newsome Creek – 75k at 30 fpp NPTHC pre-smolt, Meadow Creek (Selway) – 400k at 117 fpp NPTHC parr, NPTHC on Station – 200k at 20 fpp Dwor smolt, Lolo Creek – 180k at 20 fpp Dwor smolt.
- Adult mitigation goal (if applicable) – Based on assumptions used to estimate mitigation goals for the LSRCP Chinook Salmon hatchery programs the total combined annual adult mitigation goal for adult Chinook Salmon returns to the project area above Lower Granite Dam from NPTHC is approximately 1,176 spring Chinook salmon. See DNFH section above for general explanation of this calculation (“Adult mitigation goal” in Section 2.1.1).
- Facility or stock changes (if applicable) –

#### 2.1.4. Clearwater Fish Hatchery (CFH)

- Hatchery description and location - The Clearwater Fish Hatchery consists of the main hatchery and three satellite facilities: Red River, Powell, and Crooked River. The main Clearwater Hatchery is located at Ahsahka, Idaho approximately 45 miles east of Lewiston, Idaho on highway 12 on the NF Clearwater River.

Red River facility is located near the Red River Ranger station approximately 15 miles east of Elk City, Idaho. The Crooked River facility is located approximately 35 miles east of Elk City, Idaho. The Powell facility may be seen by driving on state highway 12 to approximately milepost 163.5 and then turning south on the Elk Summit road and travel two miles to the entryway sign of the Powell fish trap.

- Owner and operator – The Clearwater Fish Hatchery and its three satellite facilities were constructed by the Army Corp of Engineers under the Lower Snake River Compensation Plan. The Idaho Department of Fish and Game operates the hatchery with funding provided through the U.S. Fish and Wildlife and Lower Snake River Compensation Plan office.
- Programs at facility (Fig. 2.3) - CFH spawns, incubates and rears SF Clearwater stock (SFClw) collected from Red River Satellite Trap (RRSat) and Crooked River Satellite Trap (CRSat). SFClw stock is reared to smolt for release. CFH spawns, incubates and rears Powell Summer run stock (PowSum) collected from Powell Trap. CFH also may receive summer stock green eggs from South Fork Salmon River Trap (SFSR) for incubation and rearing. PowSum and SFSR stocks are reared to smolt for release. CFH may also receive eyed eggs from DNFH (Dwor stock) and KNFH (Koosk stock) that are reared at CFH to smolts for release. Upon availability, live adults also are transported from DNFH and KNFH to CFH where they are spawned and eggs are reared to smolt stage for releases into the NF Clearwater, Selway R., and Clear Cr.
- Stocks reared and release locations (Fig. 2.3) – SFClw: CFH rears SFClw smolts for release in Red River. Dwor: CFH may receive Dwor stock eyed eggs and/or adults for spawning and rears the progeny to smolts for release in NF Clearwater (at CFH) and Selway River (Lower). Dwor smolts may be released at Clear Creek as needed. Koosk: CFH may receive Koosk stock eyed eggs and/or live adults for spawning and rears the progeny to smolts for release in Clear Creek and Selway River (Lower). PowSum: CFH rears PowSum smolts for release at Powell (Walton Creek). CFH also may receive SFSR green eggs which are reared to smolts for release at Powell (Walton Creek)(see Snake-Salmon River SOP for details on SFSR brood collection and spawning).
- Production Goals (smolts, fpp) – All production has 16 FPP release goal. Full production release goals are as follows: Red River - 1.28 million SFClw smolts, NF Clearwater Baffle - 389k Dwor smolt, NF Clearwater Regular - 320k Koos/Dwor smolt, Selway River (Lower) - 400k Koos/Dwor smolt, Clear Creek - 720k Koos/Dwor smolt, Powell - 640k PowSum/SFSR smolt for a total of 3.749M smolts. Release goals reflected in USV.OR are as follows: 1.1 million SFClw smolts, Selway River (Lower) - 400k Koos/Dwor smolt, Clear Creek - 635k Koos/Dwor smolt, Powell - 600k PowSum/SFSR smolt for a total of 2.775M smolts.
- Adult mitigation goal (if applicable) - Based on assumptions used to estimate mitigation goals for the LSRCP Chinook Salmon hatchery programs the total combined annual mitigation goal for adult Chinook Salmon returns to the project area above Lower Granite Dam from CFH is approximately 11,915 spring Chinook salmon. See DNFH section above for general explanation of this calculation (“Adult mitigation goal” in Section 2.1.1).
- Facility or stock changes (if applicable) - Original natural populations of spring/summer Chinook Salmon in the Clearwater drainage were extirpated after the construction of Lewiston Dam in 1927. The dam was removed in 1973 and subsequent hatchery production of spring/summer Chinook Salmon in the basin was sourced from the original Hells Canyon spring run population that was also the brood source for the hatchery Program at Rapid River Hatchery in the Salmon River drainage. However, based on historic evidence, the original natural population in the Clearwater River may have had a run timing resembling that of summer run populations in the South Fork Salmon River drainage. Based on that information and a desire to diversify fisheries in the Clearwater drainage, managers initiated a relatively small 200,000 smolt summer Chinook Salmon hatchery mitigation program at the CFH beginning in BY 2009. The program replaced a comparable segment of Spring Chinook Salmon production from CFH and the original brood for the program was sourced from the hatchery returns of summer Chinook Salmon to the South Fork of the Salmon River. The original BY09 summer run smolts were released in 2011 at Crooked River but conversions of adult returns to that trap location were poor so releases were relocated to the Powell satellite facility on the upper Lochsa River in 2014 (BY12). The intent is to build a program that releases between 600,000 to 1,000,000 smolts with all brood being collected from adult returns to the Clearwater Basin.

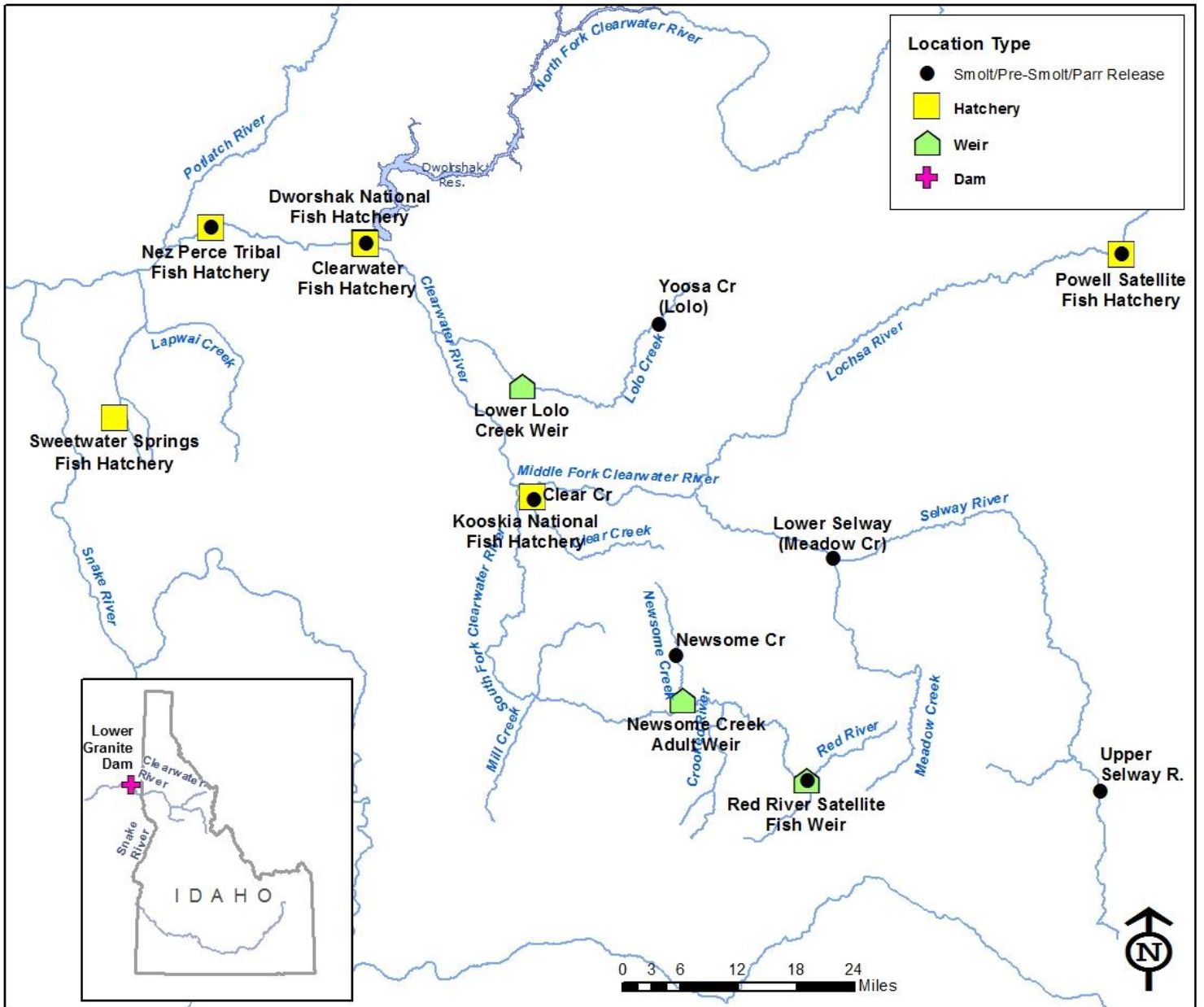
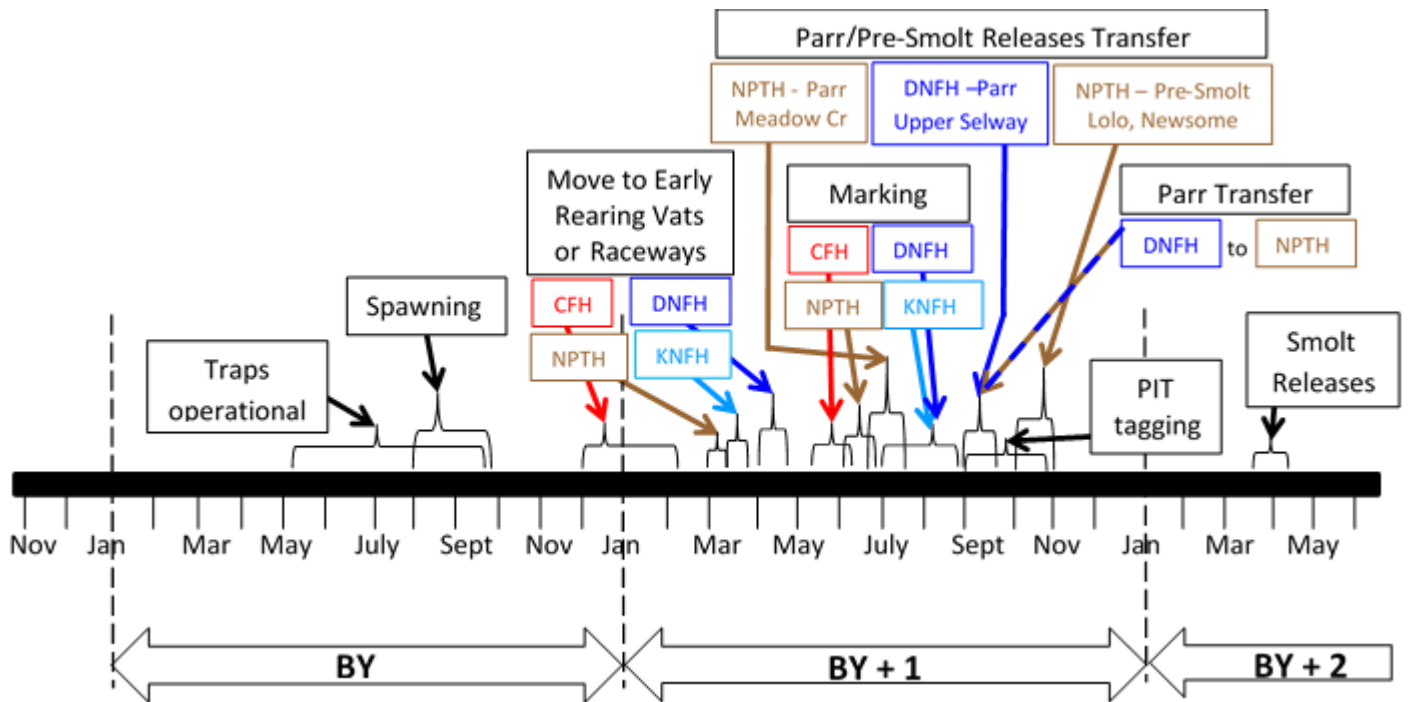
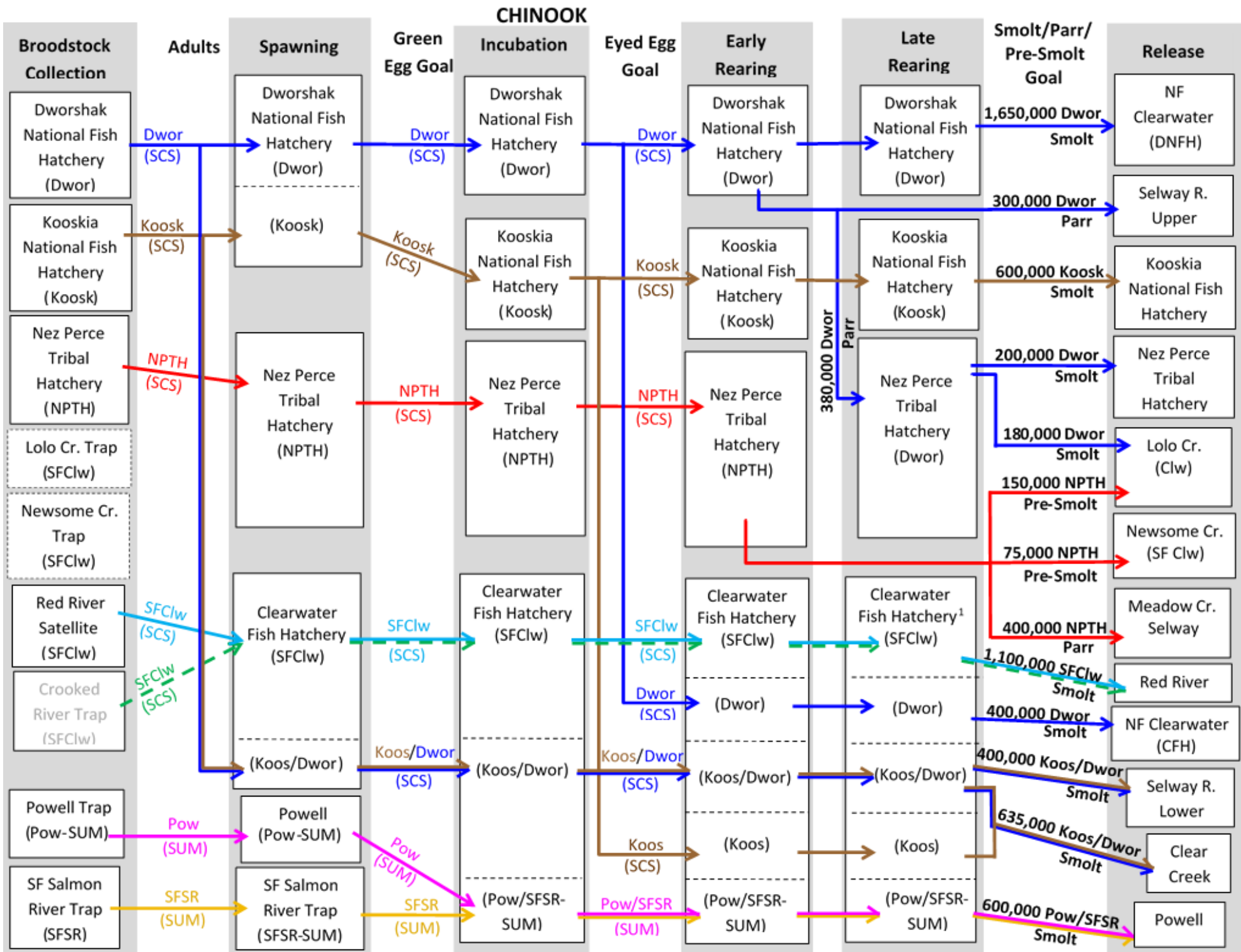


Figure 2.1. Locations of Spring/Summer Chinook Salmon hatchery facilities and smolt/parr/pre-smolt releases.



**Figure 2.2.** Timeline for Spring/Summer Chinook Production. Date ranges with black labels are shown to include all facilities' operations. Color-coded labels identify activities that have variability in timing for the different facilities.





**Figure 2.3.** Fish and egg movements for Spring/Summer Chinook.

## 2.2. Dworshak National Fish Hatchery

### 2.2.1. Trapping and Brood Acquisition

- Trapping/Brood Acquisition location – Broodstock spawned, incubated and reared at DNFH is acquired from DNFH ladder.
- Trap configuration - A fish ladder in the N.F. Clearwater River traps returning adults at the hatchery. The holding pond at the top of the ladder is 15'x 75'x 8'. Broodstock are collected passively using a ladder that enters the hatchery from the NF Clearwater River.
- Dates operated - Co-managers have agreed that DNFH will begin operation in mid-June and continue until mid-August or until all broodstock are acquired. Operation of the Dworshak ladder may be modified by co-manager agreement to meet basin-wide needs.
- Trapping/Brood Acquisition protocol (frequency, movement of fish) - Ladder operation will be optimized to ensure adequate broodstock collection. The DNFH trap will be sorted once the ladder counter reaches 250 adults. The co-managers plan to trap as many spring Chinook as necessary to ensure that broodstock needs are met at all Clearwater facilities (DNFH, CFH, NPTHC).

### 2.2.2. Adult handling

- Measurements (marks, tags, sex, etc.) - Returning adults are measured and examined for gender, various clips, tags, and marks, then sorted for spawning or holding. Adipose clipped coded wire tagged fish will be kept for tag retrieval. See Appendix 7.3 for more information on CWT.
- Tissue sampling protocol - Genetic samples are collected from all spawned adults to develop the PBT baseline. Genetic samples are also collected at the time of sort from 2-Ocean and 3-Ocean hatchery fish which swim in to the trap but are to be utilized as carcasses or released to river.
- Dispositions (holding, releases) - Returning adults to KNFH that have been trapped and collected to meet broodstock needs, are then transported to DNFH for holding until spawning to minimize negative impacts from excessive water temperatures on the fish. See KNFH Section 2.3 for details on trapping, incubation and rearing of Kooskia stock.
- Surplus distribution - Fish that have not been injected with antibiotics or hormones and have been held through appropriate withdrawal periods, may be offered to NPT for subsistence programs and the local food bank. This would include, with the AOP partners support, excess jacks and adults collected for CWT.
- Carcass dispositions – Chinook carcasses will be used by research groups if possible. Fish that have not been injected with antibiotics or hormones may be utilized for stream enrichment in approved water bodies or utilized by the food bank. All other adult carcasses will be disposed at the landfill.

### 2.2.3. Adult out-plants (if applicable)

- Trigger for out-planting - Fish that have not been injected with antibiotics or hormones and have been held through appropriate withdrawal periods may be out-planted under 3 scenarios; ad-intact fish collected during trap sorting, adults surplus to program needs, or at the direction of the co-managers.
- Purpose – Release of fish surplus to program, or adipose intact adults.
- Out-plant protocol (sex ratio, timing, marking, sampling) – Appendices 7.6.1 and 7.6.2 list the pre-arranged streams to receive adult spring Chinook salmon and marks given to out-planted fish.

### 2.2.4. Spawning/Egg take

- Calculation of broodstock need (fecundity, eye up, eye to smolt) - Brood needs from DNFH will contribute to programs at DNFH, CFH, and NPTHC. See the introduction to Section 2 and Appendix 7.1 for details on broodstock calculation. Brood numbers on the broodstock calculator include jacks (goal for jacks is less than 5% contribution to production annually). Broodstock collection is minimized to the extent possible. The production goal is to trap and spawn enough adults to produce approximately 3.53 million smolts or parr/pre smolts, for these programs.
  - Dwor reared at DNFH: The production goal is to trap and spawn enough adults to produce 1.65 million smolts and 300k parr for release at NF Clearwater (at DNFH) and Selway (Upper), respectively (total 1.95 million).
  - Dwor reared at NPTHC: The production goal is to trap and spawn enough adults to produce 380k parr to be transferred to NPTHC, for release as smolts to NPTHC and Lolo Creek. The fish needed to produce these green eggs will come from trapping at DNFH.



- o Dwor reared at CFH: The goal is to produce 1,509k smolts to be reared at CFH. This production includes some proportion of Dwor and Koos stock. The general plan is to have 389k Dwor stock smolts released to NF Clearwater, 400k Koos/Dwor stock smolts released to Selway River (Lower), and 720k Koos/Dwor stock smolts release to Clear Creek. Dwor stock eggs for the NF Clearwater releases will be taken at DNFH and transferred as eyed eggs to CFH for rearing. Dwor stock for the Selway River (Lower) and Clear Creek releases will either be transferred as eyed eggs from DNFH or transferred as live adults from DNFH to be spawned, incubated and reared at CFH (in addition to Koos stock eggs and live adults being transferred to CFH).
- Spawning protocol (schedule, method, sex ratio) - The first fish trapped at DNFH will not be processed/spawned until at least 250 fish have been collected in the trap. Thereafter, if available, between 250 and 350 fish will be processed weekly until end of trapping to meet the overall broodstock goal. Distribution of adult brood from the DNFH ladder will be determined utilizing a co-manager weekly coordination call. CO2 will be utilized as an anesthetic until 1st spawn to allow for utilization of euthanised fish for food and to allow outplanting of adults with-out necessitating a holding period. The anesthetic used during spawning, typically beginning during the 3rd week of August, will be Aqui-S. Utilization of this anesthetic allows for gentle sorting of adults, as well as only a 3-day holding period, compared to a 21 day holding period for fish spawned in MS-222. When possible, DNFH will spawn males and females at a 1:1 ratio. Jacks will incorporate ~5% of the total males spawned. Adult males >85 cm may be utilized up to 3 times as agreed upon by co-managers as a means to increase ratio of 5-year old adults returning to the basin. Females will be spawned as they become ripe. A typical spawning season consists of 4-6 egg takes to meet production goals. KNFH adult broodstock are held at DNFH until spawning, which normally occurs the third week of August. See KNFH Section 2.3 for details on trapping, incubation and rearing of Kooskia stock.

#### 2.2.5. Egg incubation

- Eggs received (if applicable) –
- Egg transfers (if applicable) – Kooskia stock eggs taken for KNFH will be transferred to KNFH as green eggs for incubation and rearing. All Dwor and Kooskia stock eggs taken for CFH will be transferred to CFH as green eggs for rearing at CFH.
- Egg incubation method (egg distribution, treatments, picking) - DNFH stock eggs will be incubated at DNFH. Eyed eggs may be culled based on disease sampling and by eye-up percentages. Upon receiving ELISA results from adult females, eggs with OD levels above 0.25 will be culled. In the event of low adult returns, with anticipated egg numbers below program goals or policy requests, hatcheries may consider rearing Chinook Salmon eggs from females with ELISA optical densities between 0.25 and 0.60 that would normally be culled. The number of these higher-ELISA progeny to be raised will be limited by the availability of sufficient rearing space to maintain low density indices and biosecurity (segregation and other measures) appropriate for rearing fish from high-titer brood. This decision to raise fish from high ELISA-titer brood will be made prior to spawning each year. Eggs will begin incubation on secondary reservoir water and then be switched over to chilled supply utilizing temperature units to catch the egg takes up to each other developmentally. Eggs will be treated with a formalin drip treatment three days a week until just prior to hatching. Picking will occur after shocking and enumeration. Just prior to enumeration, BKD culls and low survival culls will be removed from the incubation stacks.
- Treatment, loading density, flow rate - At enumeration eggs will be mechanically picked utilizing a Van Galen egg sorting machine and allocated into trays at a rate of approximately 5,000 eggs per tray and then placed into incubation stacks utilizing chilled water at a flow rate of 5 gpm. Treatments will continue three days a week until just prior to hatching. Picking of mortality in egg trays and egg shell removal will begin shortly after enumeration and continue as deemed necessary to maintain healthy incubation environments.
- PBT tracking - PBT will be tracked throughout the incubation rearing cycle and will be utilized to allow for PBT tracking of each of the programs reared at Dworshak through release or transfer from DNFH.
- Method into rearing tanks – There is no indoor nursery rearing at DNFH; swim-up fry are moved directly to raceways. In the spring of BY+1 (generally late April), fry at DNFH are transferred directly from the egg trays into the A & B banks of the outside raceways utilizing an Aqua-Life Biostream fish transfer pump.
- Surplus egg distribution (if applicable) - When excess eggs are produced, due to surpassing of metrics from the broodstock calculator, an email will be sent to the co-managers to ascertain if there is a need to utilize

these eggs at NPTHC, CFH or KFH. If the eggs are not requested and approved for transfer, these eggs will be injected into approved rearing habitat utilizing a Redd Zone egg injection unit. See appendix 7.8 for more details.

#### 2.2.6. Early rearing

- Environmental protocols (flow indices, density indices) - All raceways at Dworshak are equipped with LHO's (low head oxygenators) to help maintain healthy levels of Oxygen and Nitrogen in the rearing environment. Chinook will be ponded into raceways in PBT distinct groups within screened off sections of individual ponds. As fish grow larger, screens will be removed to allow fish access to more rearing space. The screens will be removed in a manner to allow for density indices to remain as low as possible. Maximum density will be maintained below .35 and will only approach this index just prior to marking at the end of August. Each program reared in the raceways will be PBT distinct and remain separate from other rearing programs during the duration of that programs rearing time at DNFH.
- Feeding protocol - Bio-Oregon starter feeds will be utilized for early rearing. Feeding frequency will start at 8 times a day and decrease as fish get larger. Fish will begin feeding on #0 crumb and size will increase as fish grow larger.
- Marking and tagging (AD, CWT; date range, size at application) - Fish will stay in their initial raceways until marking in early September of BY+1.
  - Dwor stock reared at DNFH - Dwor stock smolt releases to NF Clearwater (at DNFH) will be 100% AD clipped and receive approximately 120,000 CWTs, 2 groups of 60k. The AD clips and CWTs are applied beginning in early September. Juveniles in excess of maximum rearing densities will remain unclipped and will be released as part of the Selway parr program in September of BY+1.
  - Dwor stock to Selway - Dwor stock parr releases to the Selway River receive no physical marks/tags, but are trackable using PBT.
  - Dwor stock to NPTHC – Dwor stock is early-reared to parr at DNFH and then transported to NPTHC for final rearing to smolts. Dwor stock smolts to be released on station at NPTHC will all be 100% CWT and one-third of these will be AD clipped only at 160 fpp. CWT tagging and AD clipping occurs at DNFH by NPT fish marking during early rearing. Tags are provided by the NPTHC M&E. Dwor stock smolts to be released at Lolo will be 100% AD clipped and 60,000 CWT/AD. CWT tagging and AD clipping occurs at DNFH by USFWS during early rearing. Tags are provided by LSRCP.
- Fish movement/facility configuration - At marking, fish will be moved to their final raceways at final densities. Raceways will be ponded with either 45,000 or 65,000 juveniles (100 fpp) at marking in September of BY+1. Within 1 week of marking of Dworshak stock NPTHC Lolo group, transfer to NPTHC S-Channels or raceways will occur. NPTHC Dworshak on-site group will be transferred in mid-August at 200 fpp.

#### 2.2.7. Final rearing

- Target environmental protocols (flow indices, density indices) – Raceways will be ponded with either 45,000 or 65,000 juveniles (100 fpp) at marking. Fish will remain in the same individual raceways for the remainder of their rearing cycle at DNFH. Approachment of density indices of .35 will not occur until just prior to release.
- Feeding protocols- Bio-Oregon will be utilized throughout rearing at DNFH.
- Mortality counting - Mortality will be picked daily.
- Water monitoring - Flow measurements are taken monthly and when flow changes are undertaken. Dissolved oxygen will be monitored throughout the rearing cycle.
- Fish movement/facility configuration – Dwor stock parr are transferred within 1 week of marking in late August of BY+1 from DNFH to NPTHC (see Section 2.4.7 for details on final rearing).
- Acclimation (if applicable) -
- Marking and tagging (PIT) – Smolt releases to NF Clearwater will have PIT tags (42,000) for the Comparative Survival Study (CSS) administered by FWS Columbia River Fisheries Program Office (Vancouver). See Appendix 7.4.1 for more information on PIT tags.
- Quality monitoring (counts, growth, length, marks quality, tag retention) - Selway parr will be released in September of BY+1 once the fish have reached approximately 100 fpp. Five hundred CWT fish from a 100% CWT raceway will be checked for tag retention before release. Sample counts will be completed monthly and length-weight frequency completed just prior to release.

### 2.2.8. Fish health

- Service provider - USFWS Pacific Region Fish Health Program
- Sampling protocols (what is sampled, sampling schedule) –
  - Adults: Every adult female will be sampled and tested individually for *Renibacterium salmoninarum* (Bacterial Kidney Disease) with the ELISA test. Generally eggs from females with optical densities above the .250 ELISA cut off level will be culled (see “Egg Incubation” Section 2.2.5 for details). Up to 150 ovarian fluid samples will be sampled for viruses. In addition, 60 tissue samples will be taken for virus, bacteria, *Myxobolus cerebralis* and *C. Shasta*. No antibiotic injections will be given to adults as they return beginning with BY 2017.
  - Juveniles: Monitoring exams will occur once per month at a minimum. Monthly monitoring samples for BKD will be taken beginning six months before release. Diagnostic exams will occur as needed. A pre-release exam of 60 fish will be sampled for viral and bacterial pathogens 4-6 weeks prior to release. Prior to release, visually inspect smolts to determine levels of precocity (annual target of <=5%).
- Vaccination methods - None
- Treatment methods – Kooskia stock adult fish transferred to DNFH for holding and spawning receive formalin treatment immediately upon arrival at DNFH. Dworshak stock adults will also be treated with formalin for fungus as needed under veterinary extra label prescription.

### 2.2.9. Fish release/transportation

- Truck specifications – Selway River (Upper) parr will be transported by Mike Key with NPT transport trucks.
- Hauling/Release schedule - Parr transfers to NPTHHC will be completed by 8/28 (for Lolo group) and 9/11 for on-site group BY+1. Parr releases to Selway River (Upper) will be completed in September of BY+1. DNFH will direct release smolts (by forced release from raceways) into NF Clearwater in the spring (Mar-Apr) of BY+2. In years where the North Fork has high total gas levels, fish may be released via pump into the Main-stem Clearwater River. Chinook will be released on two consecutive evenings from A and B banks with a number of environmental factors considered: flows, turbidity, and an increasing hydrograph to maximize survival during release and outmigration.
- Hauling/Release guidelines -

### 2.2.10. Communication

- Written reports (e.g., Monthly summaries, annual reports) - FWS puts out weekly spawning reports and weekly return reports, monthly production activity reports, and annual spawning and adult return reports are also produced.
- FINS and IDFG release databases - Complete FINS data will be tracked starting with BY 16 and all subsequent years.
- Meetings (e.g., AOP, HET, etc.) - Dworshak staff will participate in AOP, HET and other associated meetings as well as coordination calls and online meetings, when possible.
- Direct consultation for egg/smolt transport – Spring Chinook coordination will begin in the spring in advance of trapping season. Weekly conference calls scheduled for Tuesdays and standardized report tables keep all parties updated, informed, and coordinated on in-season run development, harvest estimates, broodstock collection, priorities for excess broodstock, out-planting plans, etc.

### 2.2.11. Research Programs

## 2.3. Kooskia National Fish Hatchery

### 2.3.1. Trapping and Brood Acquisition

- Trapping/Brood Acquisition location – Broodstock for rearing at KNFH are collected at KNFH, spawned at DNFH, incubated and reared at KNFH. Broodstock for rearing at CFH are collected at KNFH, spawned at DNFH, and transferred to CFH as eyed eggs. Upon availability, broodstock may also be trapped at KNFH and transferred as live adults to CFH where they will be spawned, incubated, and reared.
- Trap configuration - KNFH is located 1.5 miles southeast of Kooskia, Idaho near the confluence of Clear Creek and the Middle Fork Clearwater River.
- Dates operated - Trap will be opened for Chinook collection around mid-May until warm water temperatures dictate its closure.

- Trapping/Brood Acquisition protocol (frequency, movement of fish) - Returning adults collected for broodstock will be transported to DNFH for holding until spawning.

### 2.3.2. Adult handling

- Measurements (marks, tags, sex, etc.) - Returning adults are measured and examined for gender, various clips, tags, and marks and then designated as broodstock (for transport to DNFH) or natural release. CWTs will be recovered after spawning is completed.
- Tissue sampling protocol - Genetic samples are collected from all spawned adults to develop the PBT baseline (see Appendix 7.2 for detail).
- Dispositions (holding, releases) - Returning adults collected for broodstock will be transported to DNFH for holding until spawning. Chinook for adult outplanting will be loaded directly into NPT trucks at KNFH for release (see Section 2.3.3 for details). Tribal use of un-anesthetized jacks for the elder program will need to be coordinated prior to adult sorting (NPT contact Nancy McAllaster, 208-621-2126).
- Surplus distribution - Excess broodstock adults will be out-planted in the Clearwater Basin.
- Carcass dispositions - All carcasses will be sent to the landfill.

### 2.3.3. Adult outplant (if applicable)

- Trigger for outplanting - when broodstock needs and CNS needs are met, managers will decide where out-planting will take place.
- Purpose -
- Outplant protocol (sex ratio, timing, marking, sampling) - Appendix 7.6.1 lists the prearranged streams to receive adult spring Chinook salmon. Chinook loaded for adult outplanting will be loaded directly into NPT trucks at KNFH. Outplanting will be coordinated between Mike Key (NPT) and Chris Griffith (FWS). All adults outplanted from KNFH will receive one right opercula v-notch as shown in Appendix 7.6.2.

### 2.3.4. Spawning/Egg take

- Calculation of broodstock need (fecundity, eye up, eye to smolt) - Brood needs from KNFH will contribute to programs at KNFH and CFH. See introduction to Section 2 and Appendix 7.1 for details on broodstock calculation. The production goal is to trap and spawn enough adults to produce 600k Koos smolts and 1,120k Koos/Dwor smolts for these programs.
  - Kooskia reared at KNFH: The production goal is to trap and spawn enough adults to produce 600k smolts for release at KNFH.
  - Kooskia reared at CFH: CFH production includes some proportion of Dwor and Koos stock. The general plan is to have Koos/Dwor stock smolts released to Selway River (Lower), NF Clearwater, and Clear Creek. Koos stock (to be combined with Dwor stock) for the Selway River (Lower) and Clear Creek releases will either be transferred as eyed eggs from KNFH or transferred as live adults from KNFH to be spawned, incubated and reared at CFH (in addition to Dwor stock eggs and live adults being transferred to CFH).
- Spawning protocol (schedule, method, M/F ratio) - KNFH adult broodstock are held at DNFH until spawning, which normally occurs the third week of August. See DNFH Spawning Protocol (Section 2.2.4) for details on spawning method.

### 2.3.5. Egg incubation

- Eggs received or transferred (if applicable) - Kooskia stock eggs taken at DNFH for KNFH and CFH programs will be transferred to both hatcheries as green eggs for incubation.
- Egg incubation method (egg distribution, treatments, picking) - Eggs collected that are in the low range of the ELISA values will be kept and the medium to high eggs are discarded. Generally, all eggs from females above the .250 ELISA optical density cut off level will be culled. In the event of low adult returns with anticipated egg numbers below program goals or policy requests, hatcheries may consider rearing Chinook Salmon eggs from females with ELISA optical densities between 0.25 and 0.60 that would normally be culled. The number of these higher-ELISA progeny to be raised will be limited by the availability of sufficient rearing space to maintain low density indices and biosecurity (segregation and other measures) appropriate for rearing fish from high-titer brood. This decision to raise fish from high ELISA-titer brood will be made on an annual basis during the coordination calls.
- Treatment, loading density, flow rate - Daily mortalities will be counted and subtracted from inventory.
- PBT tracking - All adults spawned for release at KNFH will be PBT sampled.

- Method into rearing tanks – Fry will be transported from the Heath Trays to the outside nursery typically mid-March of BY+1, depending on development.
- Surplus egg distribution (if applicable) - Surplus eggs will be planted into designated streams as eyed-eggs. See appendix 7.8 for further details.

### 2.3.6. Early rearing

- Environmental protocols (flow indices, density indices) - Maximum density indices will be kept below .35.
- Feeding protocol - Bio-Oregon starter feeds will be utilized for early rearing. Feeding frequency will start at 8 times per day, decreasing as fish get larger when moved to outside nursery (mid-March in BY+1). Fish will begin feeding on #0 crumb and size will increase as fish grow larger.
- Marking and tagging (AD, CWT; date range, size at application) - At least 50,000 Chinook will not be AD clipped as per the US v Oregon agreement. All other fish will be AD clipped in July-August of BY+1. Approximately 110,000 of AD clipped fish will be CWT tagged in August of BY+1.
- Fish movement/facility configuration - Fry are pumped into the Burrows Ponds at 110,000 per pond for final rearing typically early June of BY+1.

### 2.3.7. Final rearing

- Target environmental protocols (flow indices, density indices) – The Burrows ponds are typically put on Clear Creek water in October of BY+1. Burrows Ponds are ponded at approximately 116,000 per pond. Maximum density indices of .35 will not be exceeded.
- Feeding protocols- Bio-Oregon will be utilized throughout rearing.
- Mortality counting - Daily mortalities will be counted and subtracted from inventory.
- Water monitoring - Flow measurements are taken monthly and when flow changes are undertaken. Dissolved oxygen will be monitored as fish approach density limits.
- Fish movement/facility configuration - Chinook can be split from Burrow’s ponds to raceways in February of BY+2 if densities warrant.
- Acclimation (if applicable) - All burrows ponds will be released at KNFH to make room the additional 635k smolts that will be transported from CFH to KNFH for a two week acclimation and subsequent release into Clear Creek (Koosk and Dwor stock). This is an effort to increase site fidelity of the adults and enhance fishing opportunities above the North Fork. These fish will be released the last week in March of BY+2.
- Marking and tagging (PIT) – KNFH smolts will receive PIT tags in January of BY+2. Most of the PIT tags will be requested to be handled in a monitoring mode at the dams with the remaining in the default return to river mode. PIT tag IDs will be supplied to the IDFG, so that they may submit the Separation by Code request for the combined KNFH and CFH release groups.
- Quality monitoring (counts, growth, length, marks, quality, tag retention) - Prior to release, 500 AD clipped/CWT fish from each mark group (CWT tag code) are checked for tag retention. Quality checks for CFH fish are done at CFH prior to transport to KNFH.

### 2.3.8. Fish health

- Service provider - USFWS Pacific Region Fish Health Program
- Sampling protocols (what is sampled, sampling schedule) –
  - Adults: Every adult female will be sampled and tested individually for BKD with the ELISA test. Generally eggs from females with optical densities above the .250 ELISA cut off level will be culled (see “Egg Incubation” Section 2.3.5 for details). Up to 150 ovarian fluid samples will be sampled for viruses. In addition, 60 tissue samples will be taken for virus, bacteria, *Myxobolus cerebralis* and *Ceratonova shasta*.
  - Juveniles: Monitoring exams will occur once per month at a minimum. Monthly monitoring samples for BKD will be taken beginning six months before release. Diagnostic exams will occur as needed. A pre-release exam of 60 fish will be sampled for viral and bacterial pathogens 4-6 weeks prior to release. Prior to release, visually inspect smolts to determine levels of precocity (annual target of <=5%).

### Vaccination methods - None

- Treatment methods – Formalin treatment for fungus of adult broodstock from Kooskia will be started immediately at DNFH under veterinary extra label prescription.

### 2.3.9. Fish release/transportation

- Truck specifications -
- Hauling/Release schedule - KNFH will direct release a goal of 600k at 24 fpp in early March of BY+2. After this direct release, smolts from CFH will be transported to KNFH to acclimate to Clear Creek water for two weeks. These fish will be direct released the last week in March of BY+2.
- Hauling/Release guidelines -

### 2.3.10. Communication

- Written reports (e.g., Monthly summaries, annual reports) - FWS puts out weekly spawning reports and weekly return reports, and annual spawning and adult return reports are also produced.
- FINS and IDFG release databases -
- Meetings (e.g., AOP, Anad, HET, etc.) -
- Direct consultation for egg/smolt transport -

## 2.4. Nez Perce Tribal Hatchery Complex (NPTHC)

### 2.4.1. Trapping and Brood Acquisition

- Trapping/Brood Acquisition location - The adult ladder and trap at NPTHC is operated to collect spring Chinook adults as a broodstock source for the Meadow Creek (Selway) parr and Lolo and Newsome Creeks pre-smolt programs. Traps at Lolo Creek and Newsome Creek also are operated; however, broodstock may be collected during high return years. The weir on Lolo Creek is located at RKM 21. The weir on Newsome Creek is located at RKM 0.1, just upstream from its confluence with the S.F. Clearwater River.
- Trap configuration - A fish ladder on the north shore of the Clearwater River traps returning adults at the hatchery. Volunteering adults swim up the fish ladder and through a V-trap at the top of the ladder into a trap box. Temporary picket weirs are constructed in Lolo and Newsome creeks to monitor and evaluate adult returns to those streams.
- Dates operated - Trapping operations at NPTHC begin in late-April and continue through August or until broodstock needs are met. Traps on Lolo and Newsome Creeks are operated from late May after peak flows are reached. trapping will continue through mid September.
- Trapping/Brood Acquisition protocol (frequency, movement of fish) -
  - NPTHC trap: Broodstock selection will be based on existing fin clips, marks, or tags. In general, NPTHC trapped fish will be used according to the following ordered priority list: (1) meet existing US v Oregon mandated production for NPTHC, (2) use to backfill at other Clearwater Sub-basin facilities to meet their US v Oregon mandated production, (3) use for production above US v Oregon levels, pending co-manager approval. The standard NPTHC trap protocol is as follows: (a) retain all AD clipped adults, (b) retain all CWT only adults, and (c) release all natural (no clips, no CWT) fish back into the Clearwater River at the Lenore boat launch, however during a low adult return year unclipped/untagged adults may be kept for broodstock.
  - Lolo and Newsome Creeks traps: In an effort to encourage natural production in Lolo and Newsome Creeks, during low return years, broodstock collection will have a very low priority. In high return years, localized broodstock may be collected, at which time pass/keep ratios will be developed. The adult weirs also will be used for escapement, estimating sex composition, age structure, return timing and genetic tissue sampling. When retained, trapped fish will be transported by NPT staff from the weir to NPTHC for holding and sexual maturation.

### 2.4.2. Adult handling

- Measurements (marks, tags, sex, etc.) - Returning adults are measured and examined for gender, various clips and tags, and marks then sorted for spawning or holding. Coded wire tags will be collected from all trap and pond mortalities. Adults returning to Lolo and Newsome Creeks are processed as above, with additional application of a PIT tag and a unique opercle punch. (Lolo Creek-LOP and ROP, Newsome Creek- LOP)
- Tissue sampling protocol - Genetic samples are collected from all spawned adults and mortalities, as well as all adults trapped at Lolo and Newsome Creeks in order to develop the PBT baseline (see Appendix 7.2).
- Dispositions (holding, releases) - The NPTHC trap protocol is as follows: (a) retain all AD clipped adults, (b) retain all CWT only adults, and (c) release all natural (no clips, no CWT) fish back into the Clearwater River at the Lenore boat launch. Currently all adults trapped at Lolo and Newsome Creeks are passed above the weirs.

- Surplus distribution - Currently no surplus distribution occurs at NPTHC
- Carcass dispositions – Spring Chinook carcasses will be distributed to headwater tributaries and the mainstem Clearwater River with the tails being removed at the caudal peduncle.

#### 2.4.3. Adult outplants (if applicable)

- Trigger for outplanting - No outplanting is planned from NPTHC, but contingencies are in place if the co-managers direct outplanting to occur in excess of broodstock needs.
- Purpose – Natural spawning and nutrient enhancement.
- Outplant protocol (sex ratio, timing, marking, sampling) – Only adults and jacks that have not been inoculated may be out-planted. All adults out-planted from NPTHC will receive one left operculum punch as shown in Appendix 7.6.2.

#### 2.4.4. Spawning/Egg take

- Calculation of broodstock need (fecundity, eye-up, eye to smolt) - Brood needs from NPTH will contribute to pre-smolt and parr programs at NPTHC. See the introduction to Section 2 and Appendix 7.1 for details on broodstock calculation. The production goal is to trap and spawn enough adults to produce 225k NPTH pre-smolts and 400k NPTH parr.
  - NPTHC stock reared at NPTHC: The production goal is to trap and spawn enough adults at NPTH to produce 400k parr for release at Meadow Creek (Selway), 75k pre-smolts for release at Newsome Creek, and 150k pre-smolts for release at Lolo Creek.
- Spawning protocol (schedule, method, M/F ratio) - The first sort and spawn can occur as soon as early-August. Spawning typically occurs on Tuesday of each week at NPTHC, through the end of August. A spawning ratio of 1:1 will be used. Jacks will be limited to five percent of the male contribution. Spawning will continue until the egg take goal is achieved or all females are spawned. Genetic samples are also collected from all spawned adults to develop the PBT baseline (see Appendix 7.2). Fish that have been inoculated and are utilized for spawning will be buried on site at NPTHC.

#### 2.4.5. Egg incubation

- Eggs received (if applicable) – N/A
- Egg transfers (if applicable) - N/A
- Egg incubation method (egg distribution, treatments, picking) - In the event of low adult returns with anticipated egg numbers below program goals or policy requests, hatcheries may consider rearing Chinook Salmon eggs from females with ELISA optical densities between 0.25 and 0.60 that would normally be culled. The number of these higher-ELISA progeny to be raised will be limited by the availability of sufficient rearing space to maintain low density indices and biosecurity (segregation and other measures) appropriate for rearing fish from high-titer brood. This decision to raise fish from high ELISA-titer brood will be made prior to spawning each year.
- Treatment, loading density, flow rate - Eggs are treated daily until hatching with formalin. Loading densities is 1 female/heath tray with a flow rate of 5-6 GPM
- PBT tracking - Parentage is tracked from spawning cross until release.
- Method into rearing tanks – Fry will be transported from the Heath Trays to the outside nursery typically mid-March of BY+1, depending on development.
- Surplus egg distribution (if applicable) Surplus eggs if any will be incorporated into other programs while still maintaining PBT integrity. Surplus eggs may also be outplanted as eyed-eggs. See appendix 7.8 for details

#### 2.4.6. Early rearing

- Environmental protocols (flow indices, density indices) - Each vat is loaded with approximately 30k-35k swim-up fry. Fry remain in indoor vats until they are ~160 fpp.
- Feeding protocol - Fry will be started on feed when moved to the nursery (mid-March in BY+1).
- Marking and tagging (AD, CWT; date range, size at application) –
  - NPTHC Parr and Pre-smolts – NPTHC stock pre-smolts to be released at Lolo/Newsome Creeks will have 100% CWT and 100% PBT at approximately 160 fpp at Sweetwater Springs. Parr to be released at Meadow Creek will be released unmarked (100% PBT), since no returning adults are trapped and carcass recoveries are minimal. Marking and tagging is conducted by NPT, with CWT and PIT tags purchased by NPTHC M&E.

- Dwor stock Smolts – Dwor stock is early-reared to parr at DNFH and then transported to NPTHC for final rearing to smolts. AD clipping and CWT tagging occurs at DNFH. See DNFH early rearing Section 2.2.6 for details on marking.
- Fish movement/facility configuration –
  - NPTHC Parr and Pre-smolts- Juvenile production of parr destined for Meadow Creek will be held in production room tanks until the outside linear raceways become available in mid April. They will then be out planted into lower Meadow Creek at Slim’s Camp during the first week of July at 117 fpp. Typically, Lolo/Newsome pre-smolts are transferred to Sweetwater Springs in mid-June to continue early rearing.
  - Dworshak stock- transfers to NPTHC will occur after marking at Dworshak with marking occurring when fish reach 160 fpp.

#### 2.4.7. Final rearing

- Target environmental protocols (flow indices, density indices) –
  - NPTHC Parr and Pre-smolts – Meadow Creek Parr, Lolo and Newsome pre-smolts are reared at densities below 0.1
  - Dwor stock Smolts - NPTHC on station smolts and Lolo Creek smolts are reared at densities below 0.1
- Feeding protocols- Parr, Pre Smolts and Smolts will be fed per feed manufacturer recommendations and to fpp target size goals.
- Mortality counting - Mortalities are enumerated and picked daily for all groups.
- Water monitoring - Water monitoring is conducted daily for all groups.
- Fish movement/facility configuration –
  - NPTHC Parr and Pre-smolts – Lolo and Newsome pre-smolts are then transferred to the acclimation facilities (Newsome Creek AF and Yoosa/Camp AF, respectively) when conditions permit (early September of BY+1). Juvenile production of parr destined for Meadow Creek will be held in production room tanks until the outside linear raceways become available in mid April. They will then be out planted into lower Meadow Creek at Slim’s Camp during the first week of July at 117 fpp.
  - Dwor stock Smolts - Dwor stock parr will be transferred to the 100’ linear raceways until they will be transferred to the NATURES S-channels for final rearing and release. Lolo Creek smolts will be transported and released into Lolo Creek in April.
- Acclimation (if applicable) – Newsome Creek AF and Yoosa/Camp AF are the acclimation facilities for Newsome Creek pre-smolt releases and Lolo Creek pre-smolt releases, respectively. Transfer of fish to the AFs will occur in early September (when water temperatures cool). NPTHC stock pre-smolts are released to Lolo/Newsome Creeks (following acclimation) in mid October of BY+1.
- Marking and tagging (PIT) – Prior to release, the following fish will receive PIT tags: Lolo Creek pre-smolts – 6,000 tags (3,000 tags in each rearing pond) in mid July, Newsome Creek pre-smolts – 3,000 tags in mid July, at Sweetwater Springs for all pre-smolt releases, Meadow Creek parr – 5,000 tags in mid June at NPTHC, NPTHC on station smolts – 600 tags in early march at NPTHC, Lolo Creek smolts – 1,000 tags in early March at NPTHC. PIT tagging conducted by NPTHC monitoring and evaluation staff prior to release for SURPH survival to LGR.
- Quality monitoring (counts, growth, length, marks quality, tag retention) - Target size of Newsome Creek pre-smolts (acclimated at Newsome Creek AF) at release is 30 fpp. Target size of Lolo Creek pre-smolts (acclimated at Yoosa/Camp AF) at release is 30 fpp. Target size of Meadow Creek parr (direct release at Slims Camp) at release is 117 fpp. Target size of NPTHC on-site smolts at release is 20 fpp. Target size of Lolo Creek smolts at release is 20 fpp. One week prior to smolt releases, NPTHC staff will take lengths and weights on up to 200 fish from each release group. 21 days post coded wire tagging NPTHC M&E will conduct CWT and AD clip quality control checks. PIT tag delayed mortality is quantified within 7 - 10 days of tagging.

#### 2.4.8. Fish health

- Service provider - USFWS Pacific Region Fish Health Program
- Sampling protocols (what is sampled, sampling schedule) –



- Adults: All females will be tested by the ELISA test for Bacterial Kidney Disease (BKD). Generally, all eggs from females that are identified at a level of 0.250 OD or higher will be culled. A 150 fish sample (ovarian fluids) will be taken for viral replicating agents. In addition, 60 tissue samples will be taken for virus, bacteria and parasites including testing for *Myxobolus cerebralis* (head wedge) analysis.
- Juveniles: For parr and pre-smolt releases, juveniles will be examined when monitoring or diagnostics are necessary. Pre-liberation samples on parr and pre-smolts will be taken prior to release (60 fish sample).  
For smolt releases, a pre-release fish health exam consisting of 60 fish is conducted 4-6 weeks prior to release. Bacteriology, virology and parasitic assays will be performed. Fish may be released early or with a shortened or no volitional release period if fish health, stream conditions or other environmental factors warrant an immediate release. In the event of an early release, the pre-release fish health exam will be completed as soon as possible. Prior to release, visually inspect smolts to determine levels of precosity (annual target of <=5%).

- Vaccination methods - n/a
- Treatment methods – Adults will be treated with formalin for fungus as needed under veterinary extra label prescription.

#### 2.4.9. Fish release/transportation

- Truck specifications -
- Hauling/Release schedule –NPTHC stock parr are released directly to Meadow Creek (Selway)(at Slims Camp) in late-June to early-July of BY+1 (truck transport). NPTHC stock pre-smolts are released to Lolo/Newsome Creeks (following acclimation) in early October of BY+1, with all remaining fish forced out by mid-October of BY+1. Dwor stock smolts will be volitionally released on-site at NPTHC (directly from S-Channels) in early-April, with remainder forced out by mid-April of BY+2. Dwor stock smolts will be released at Lolo Creek (transport and direct release) in mid- to late-April of BY+2. These releases will be conducted in conjunction with Steelhead outplants.
- Hauling/Release guidelines -

#### 2.4.10. Communication

- Written reports (e.g., Monthly summaries, annual reports) - A monthly NPTHC narrative and fish health report will be completed and submitted to BPA/COTR, NPT Research and Production divisions, IDFG/CFH and all other interested parties. NPTHC also produces an annual operating plan and an annual operations report for BPA and the co-managers. Fish Research produces weekly weir reports, final weir summary report, spawning ground summary reports, and SURPH survival summary reports.
- FINS and IDFG release databases -
- Meetings (e.g., AOP, INAD, HET, etc.) -
- Direct consultation for egg/smolt transport –

### 2.5. Clearwater Fish Hatchery

#### 2.5.1. Trapping and Brood Acquisition

- Trapping/Brood Acquisition location –
  - Red R: Spring Chinook are trapped at the Red River Satellite weir (SFClw stock). Red River satellite facility is 15 miles east of Elk City, Idaho, 186 river miles upstream from Lower Granite Dam, and 618 miles from the mouth of the Columbia River.
  - Powell: Summer Chinook are trapped at the Powell trap. Powell satellite facility is 122 river miles east of CFH at the headwaters of the Lochsa River. The Powell facility is at the confluence of Crooked Fork Creek and Colt Killed Creek (White Sands), which form the Lochsa River.
  - Crooked R: Spring Chinook that stray into the Crooked River trap will be collected and included in Red River broodstock.
    - Trap configuration -
  - Red R: A removable tripod and floating panel weir blocks fish passage across Red River and diverts them into the fish ladder.

- Powell: A water supply diversion and intake screen structure are on Walton Creek, and a pump house is on Colt Killed Creek. A weir diverts fish that come up into Walton Creek into the fish ladder and fish trap.
- Crooked R: The weir at this location consists of removable posts and panels supported by an iron bridge across Crooked River. There are no holding ponds at the site, and all fish are either released directly from the trap or transported to Red River holding ponds.
- Dates operated –
  - Red R: The Red River weir will begin operation for Chinook trapping in late May or early June. Trapping operations will continue until the following conditions are met: after September 1 and five consecutive days of zero fish are trapped.
  - Powell: The Powell weir will begin operation for Chinook trapping in late May to early June. Trapping operations will continue until the following conditions are met: after September 1 and five consecutive days of zero fish are trapped.
  - Crooked R: The Crooked River weir will begin operation for Chinook trapping in late May to early June. Trapping operations will continue until the following conditions are met: after September 1 and five consecutive days of zero fish are trapped.
- Trapping/Brood Acquisition protocol (frequency, movement of fish) -
  - Red R: The fish trap at Red River is emptied daily during the trapping season. Fish are put into one of two holding ponds, directly onto a transport truck depending on the time of year or passed above the weir if natural origin. Fish which are put into the holding ponds are only there temporarily then transported to CFH for final holding.
  - Powell: The fish trap at Powell is emptied daily during the trapping season. Fish are put into one of two holding ponds or put back into the Lochsa if of natural origin. Fish are retained in these ponds until spawning. If there is an excess of fish from brood needs, coordination with occur with cooperators to see how to deal with fish above brood needs.
  - Crooked R: The fish trap at Crooked River is emptied daily during the trapping season. There are no holding ponds at Crooked River so fish need to be loaded onto a transport truck or passed above the weir if of natural origin. Fish that are put into a transport truck are either taken to Red River for temporary holding, then ultimately hauled to CFH or hauled directly back to CFH.

### 2.5.2. Adult handling

- Measurements (marks, tags, sex, etc.) - When fish are collected at the traps, the fish are scanned for tags, checked for marks, length is recorded, PBT samples are collected for fish passed above weirs, marks are applied as necessary. All of the information is captured on data sheets, faxed to the hatchery and data is entered into the FINS database daily.
- Tissue sampling protocol - Genetic samples are collected from all spawned adults to develop the PBT baseline (see Appendix 7.2).
- Dispositions (holding, releases) –
  - Red R/Crooked R: Spring Chinook broodstock trapped at Red River and Crooked River are ultimately transported to CFH, where the adults are spawned and resulting eggs are incubated and reared.
  - Powell: Summer Chinook broodstock trapped at Powell are held and spawned at Powell.
- Surplus distribution - The general procedure for providing fish for subsistence will be first to tribal programs, then to charitable organizations if still in good shape.
- Carcass dispositions – Carcasses from CFH are hauled back to the SF and distributed between several locations with vehicle access to the river. Carcasses from Powell are distributed in the Lochsa and tributaries.

### 2.5.3. Adult outplants (if applicable)

- Trigger for outplanting – When Clearwater basin production programs are above brood stock, harvest and C&S needs, then adult out-planting will occur. If adult Chinook available for release into natural spawning areas exceed the numbers agreed to in AOP, further consultation will occur.
- Purpose – The out-planting protocol (for excess hatchery broodstock) provides for both outplanting for natural spawning and distribution for subsistence use.

- Outplant protocol (sex ratio, timing, marking, sampling) – Appendix 7.6 has tables indicating the preferred out-planting sites, release numbers, and identifying marks given to Spring/Summer Chinook that are outplanted.

#### 2.5.4. Spawning/Egg take

- Calculation of broodstock need (fecundity, eye-up, eye-to-smolt) - Brood needs at CFH will contribute to Spring and Summer Chinook programs at CFH (combined with contributions from Dwor and Koosk stock to Spring Chinook releases and SFSR stock to Summer Chinook releases). See the introduction to Section 2 and Appendix 7.1 for details on broodstock calculation. The production goal is to trap and spawn enough adults to produce smolts outlined in the AOP tables.
  - Spring SFClw stock reared at CFH: The goal is to trap and spawn enough adults to meet production needs outlined for Red River in the AOP tables.
  - Koosk/Dwor reared at CFH: The goal is to trap and spawn enough adults to meet CFH production needs outlined in the AOP tables which cannot be fulfilled with trapping conducted at Red River.
  - Summer Pow and SFSR stock reared at CFH: The goal is to trap and spawn enough adults to meet production needs outlined in the AOP tables for release at Powell. The primary brood source is from Powell trap. However, summer Chinook trapped at SFSR trap may be incorporated into the broodstock for the summer Chinook Salmon program at CFH if adult brood needs cannot be met at Powell trap facilities. After all fisheries are closed on SFSR, additional fish may be trapped on SFSR for this program if needed to achieve the smolt release goal. By commencement of spawning, if too many adults have been taken, then adult C&S, food bank and out-plants will be implemented at locations and levels determined in AOP and Appendix 7.6.
- Spawning protocol (schedule, method, M/F ratio) –
  - Spring stock: Spring Chinook broodstock trapped at at SF Clearwater facilities and a portion transferred from Kooskia and/or Dworshak are spawned at CFH. Spawning ratios of 1:1 will be used unless the broodstock population is less than 100 females. During the entire spawning year, at most five to ten percent of the total broodstock will be composed of jacks. An effort will be made to use all returning fish for spawning. If presented with an excess number of one sex, gametes from individual parents may be subdivided and each part fertilized with gametes with different parents. The first sort will occur early August. All females will be sorted twice per week, and all ripe females will be spawned each time. Spawning will continue until all females are spawned or full production is met.
  - Summer Pow stock: Adults are held and spawned at Powell. Spawning ratios of 1:1 will be used unless the broodstock population is less than 100 females. During the entire spawning year, at most five to ten percent of the total broodstock will be composed of jacks. An effort will be made to use all returning fish for spawning. If presented with an excess number of one sex, gametes from individual parents may be subdivided and each part fertilized with gametes with different parents. The first sort will occur early August. All females will be sorted twice per week, and all ripe females will be spawned each time. Spawning will continue until all females are spawned or full production is met. Green eggs are then transported to CFH for incubation and rearing.

#### 2.5.5. Egg incubation

- Eggs received (if applicable) –
  - Spring Dwor stock: Adults trapped at DNFH are held and spawned on site. Green eggs are transferred to CFH incubation the same day.
  - Spring Koosk stock: Adults trapped at KNFH are transported to DNFH for spawning. Green eggs are then transported to CFH for incubation the same day.
  - Summer Pow and SFSR stock: Adults trapped at Powell and SFSR are held and spawned at Powell and SFSR, respectively. Green eggs are then transported from SFSR to CFH for incubation and rearing. See Snake-Salmon River SOP for details on brood collection and spawning at SFSR.
- Egg transfers (if applicable) -
- Egg incubation method (egg distribution, treatments, picking) - All of the egg's taken for CFH production will be held in one of the two incubation rooms. Eggs collected that are in the low range of the ELISA values will be kept and anything above a 0.25 OD will be culled. Generally, all eggs from females that are identified at a

level of 0.25 OD or higher will be culled. In the event of low adult returns with anticipated egg numbers below program goals or policy requests, hatcheries may consider rearing Chinook Salmon eggs from females with ELISA optical densities between 0.25 and 0.60 that would normally be culled. The number of these higher-ELISA progeny to be raised will be limited by the availability of sufficient rearing space to maintain low density indices and biosecurity (segregation and other measures) appropriate for rearing fish from high-titer brood. This decision to raise fish from high ELISA-titer brood will be made on an annual basis during the in-season coordination calls. Eggs will not be culled due to presence of IHN but culling will occur due to presence of other viruses such as IPN, VHS, or ISA.

- Treatment, loading density, flow rate - Eggs are treated every other day with formalin until hatch. The trays are loaded with a maximum of 2 females per tray. A flow rate of 5-6 gpm is maintained.
- PBT tracking - PBT integrity is tracked to release site for the entire incubation cycle
- Method into rearing tanks - When eggs are at the proper TU, fry are moved into vats using a portable tank.
- Surplus egg distribution (if applicable)- If too many eggs are taken for the hatchery program, these eggs can be used to backfill appropriate IDFG programs, other agency programs. If not needed, surplus eggs may be appropriately out planted. CFH will project early rearing inventories when 50% of the production has reached the eyed stage. Typically this will occur the first week of October. See appendix 7.8 for additional details.

#### 2.5.6. Early rearing

- Environmental protocols (flow indices, density indices) - Each vat is loaded with approximately 70k swim-up fry. Fry remain in indoor vats until they are ~120 fpp. Flow and density indices are maintained within recommended values.
- Feeding protocol - Fish will be hand fed 6-8 times a day, then put on automatic feeders as feed sizes progress.
- Marking and tagging (AD, CWT; date range, size at application) - When the fry reach approximately 120 fish per pound, they are run through the marking trailer and into outdoor raceways. Marking occurs late April through June.
- Fish movement/facility configuration - Once the fry are buttoned up, they are ponded in the 60 indoor vats and remain there until they are approximately 120 fpp.

#### 2.5.7. Final rearing

- Target environmental protocols (flow indices, density indices) - Once fish are moved outside, they will remain in those containers until release. Fish densities are not to exceed 0.3.
- Feeding protocols- Fish are fed by hand 2-6 times a day depending on the rearing cycle.
- Mortality counting - Morts are removed, counted and scanned for tags weekly. The final release numbers for both spring and summer Chinook Salmon is determined by subtracting monthly fish loss from the inventory at the time of AD clipping until the date of release.
- Water monitoring - Water monitoring is done monthly unless conditions dictate otherwise.
- Fish movement/facility configuration - When the fry reach approximately 120 fish per pound, they are run through the marking trailer and then into either the 10 C and D bank raceways or into the 22 A and B bank raceways for final rearing. The NF Clearwater fish that are destined to be reared in the adult holding ponds are placed in the 200 foot sections on the North Bridge raceways and then pumped to the 4 adult holding ponds once all adults are removed and the ponds thoroughly disinfected.
- Acclimation (if applicable) -
  - Red R: The acclimation pond will be watered up by the third week of March . Fish will be transported from CFH to Red River and placed in the acclimation ponds Mid March to early April and released the same day at dusk. Release from acclimation may be adjusted depending on ice conditions.
  - Clear Creek: Fish will be transported from CFH to KNFH and placed in acclimation ponds mid-March, depending on the release of KNFH-reared smolts. KNFH has the ability to acclimate 600,000 smolts for up to 14 days depending on weather/river conditions. Anything above 600,000 is direct released into Clear Creek.
  - Powell: Fish are transported to Powell pond for acclimation Mid March. Transport will occur Mid to late March. Fish will be released the same day at dusk. The duration of acclimation and timing of release will be adjusted depending on ice conditions.

- Marking and tagging (PIT) – Spring and Summer Chinook are given PIT tags in October. PIT tags are representatively distributed across release groups.
- Quality monitoring (counts, growth, length, marks quality, tag retention) - The fish are sampled monthly between the 25th and 28th of the month. During months of rapid growth, fish may be sampled biweekly. Pound counts are taken to track fish growth and monitor if growth is following the annual growth projections. Length frequencies are taken just prior to release, 300 fish per release group are sampled to quality check AD clips and CWT retention. Spring and summer Chinook smolts at about 16 fish per pound will be distributed to release sites.

#### 2.5.8. Fish health

- Service provider - IDFG, Eagle Fish Health Lab
- Sampling protocols (what is sampled, sampling schedule) –
  - Adults: All females spawned will be tested for Bacterial Kidney Disease (BKD) using ELISA. Ninety fish from each stock will be examined for viral replicating agents using ovarian fluid and kidney/spleen tissue. If eggs are to be removed to another hatchery, all females will be examined for viral replicating agents. 20 head wedges will be taken for *Myxobolus cerebralis* analysis.
  - Juveniles: Juveniles will be inspected on a quarterly basis. A 60 fish pre-liberation sample will be taken 30 to 45 days prior to release for each stock. Diagnostic examination will be performed by the Eagle Fish Health Lab upon request. Prior to release, visually inspect smolts to determine levels of precosity (annual target of  $\leq 5\%$ ).
- Vaccination methods - N/A
- Treatment methods – Adults will be treated with formalin for fungus as needed under veterinary extra label prescription.

#### 2.5.9. Fish release/transportation

- Truck specifications - Smolts are hauled in various truck specifications from single compartment to multiple compartments, or direct released using electric fish pump.
- Hauling/Release schedule – When transporting fish, CFH follows IDFG and IHOT guidelines. Spring Chinook releases occur from mid-March to early April.
  - Red R: Release from acclimation may be adjusted depending on ice conditions, generally occurring late-March to early- April of BY+2. Non-acclimated smolts also will be released directly into Red River. Acclimated smolts are held in ponds then release the same day at dusk.
  - Clear Creek: CFH will assist in the release of the acclimated fish. Any overage of the release goal will be direct released at the KNFH weir with non-PIT tagged fish being prioritized for the direct release. Clear Creek transport and releases will be coordinated with Kent Hills.
  - NF Clearwater: Fish will be directly released into the NF Clearwater from the raceways using an electric fish pump. It is estimated to take 2 days for the release, occurring in Mid March to the first of April of BY+2. Prerelease coordination will occur between IDFG and USACE/Dworshak to ensure releases are optimized for fish health/survival.
  - Selway-Lower: Mid March to late March of BY+2, NPT will help transport smolts in NPT tankers to the Selway River for release near the mouth of Meadow Creek. Selway transport should be coordinated with Aaron Penney. The Selway release group is a combination transport effort between CFH and NPT.
  - Powell: Fish are transported to Powell pond for acclimation Mid March. Transport will occur Mid to late March. Fish will be released the same day at dusk. The duration of acclimation and timing of release will be adjusted depending on ice conditions.
- Hauling/Release guidelines - If transport tank and stocking water temperature is not within 5-10 degrees F, fish are acclimated to stocking water temp but pumping stocking water in tanks until desired temp is achieved.

#### 2.5.10. Communication

- Written reports (e.g., Monthly summaries, annual reports) - Monthly hatchery performance sheets are distributed to HQ, M&E, Fish Health and LSRCP.
- FINS and IDFG release databases - All information is captured in the FINS database from trapping to release and all smolt releases are entered into the IDFG release database in a timely manner.

- Meetings (e.g., AOP, Anad, HET, etc.) - Hatchery staff attends all pertinent meetings dealing with hatchery applications.
- Direct consultation for egg/smolt transport – Communication will be conducted through weekly coordination calls.

### 3. Coho Salmon

- **Definition of species** - A primary program objective is to develop a local Clearwater River Coho Salmon stock. To accomplish this, adult Coho Salmon returning to the Clearwater River of the Snake River basin are the priority for use as broodstock.
- **Rearing locations** – Coho salmon released into the Clearwater drainage are reared at two hatcheries: Dworshak National Fish Hatchery (DNFH) and Eagle Creek National Fish Hatchery (ECNFH)
- **Broodstock collection and spawning locations** - Primary trapping locations of broodstock collection for the Coho salmon program in the Clearwater are conducted at the following locations: Kooskia National Fish Hatchery (KNFH) and Lapwai Creek Trap (LCT). Secondary trapping locations are the following: Dworshak National Fish Hatchery (DNFH), Lower Granite Dam (LGD), and Kalama Fish Hatchery (KalFH). Broodstock collected from DNFH, KNFH, LCT, and LGD are spawned at DNFH. Broodstock collected from KalFH are spawned at KalFH.
- **Calculation of Broodstock need** - Appendix 7.1 shows the brood calculator used to determine brood need to reach production goal for the program releases. The number of eggs collected is based on 5-yr running historical average of adult survival, eye-up percentage, disease rates and smolt survival rates to meet smolt release targets. Suppose the production goal is to trap and spawn enough adults to produce (x) number of smolts for release. Applying a production cushion (c) and eyed egg-to-smolt survival (ess) to total smolt goal, gives the eyed eggs needed ( $e=(x*(1+c))/(ess)$ ). After accounting for green-to-eyed egg and culling survival (ges and cs, respectively), the green egg goal before culling can be determined ( $g=e/(ges)/(cs)$ ). Using an average fecundity of green eggs per female (fec) gives the number females needed ( $F=g/fec$ ). A 1:1 M:F spawning ratio gives the number of males needed ( $M=F$ ) and the total number to spawn ( $TotSp=F+M$ ). Total fish needed when accounting for % pond mortality (pm) can be calculated ( $TotPM=TotSp/(1-pm)$ ). Sometimes the F:M ratio is not 50%:50% in the collected broodstock and additional fish would need to be trapped to get the 1:1 M:F spawning ratio. Using the % females in the broodstock (fb), the total number of fish that needs to be trapped can be calculated ( $TotTrap=(TotPM/2)/(1-fb)$ , round up to even number).
- **Smolt releases** – To meet long-term adult return goals (14,000 adults to Clearwater River sub-basin), smolt release goals have ranged as high as 1.1 million, with the last 5 years at 830k smolts released annually. Currently, production releases goals are 550k smolts reared out-of-basin from ECNFH. Release goal for smolts reared at DNFH and released into Clear Creek is 400k smolts annually, being acclimated at KNFH prior to release. In addition, eyed eggs from KalFH are reared at DNFH for a release of 100k smolts to Clear Creek. In 2015, releases of Coho Salmon reared at Cascade Hatchery began as the result of the U.S. vs. Oregon Management Agreement. However, the production from Cascade Hatchery (500k smolts) has now transitioned to be released in the Grand Ronde Basin in Oregon and are no longer released in the Clearwater Basin.

#### 3.1. Overview of facilities and brood stock

##### 3.1.1. Dworshak National Fish Hatchery (DNFH)

- **Hatchery description and location** - The DNFH is located on the North Fork Clearwater River approximately one kilometer upstream from the confluence of the mainstem Clearwater and the North Fork Clearwater River.
- **Owner and operator** – DNFH is owned by the US Army Corps of Engineers and is operated by the USFWS and the Nez Perce Tribe (NPT).
- **Programs at facility (Fig. 3.3)**– DNFH traps (secondary trapping location), spawns (primary spawning location), incubates and rears Clw stock hatchery Coho for release as smolts. Broodstock is received from the primary trapping facilities of KNFH and LCT as well as secondary trapping facility LGD for spawning, incubation and rearing at DNFH for release of smolts. DNFH also spawns and incubates some of this stock for rearing at ECNFH to release as smolts. In addition, DNFH receives eyed eggs from KalFH for rearing and release of smolts.
- **Stocks reared and release locations (Fig. 3.3)**– Clw broodstock from KNFH, LCT, DNFH, LGD: DNFH rears Clw smolts for release in Clear Creek. Eyed eggs are transferred to ECNFH for final rearing and release of smolts to Clear Creek and Lapwai Creek (see ECNFH Section 3.1.2 for rearing and release details). **Clw broodstock from KalFH**: Eyed eggs are transferred from KalFH and ECNFH to DNFH for rearing and release of smolts to Clear Creek.
- **Production Goals (smolts, fpp)** – Clear Creek (KNFH/LCT/DNFH/LGD stock) – 400k smolt, Clear Creek (KalFH stock)– 100k smolt, Clear Creek (KNFH/LCT/DNFH/LGD stock reared at ECNFH) – 275k smolt, Lapwai Creek

(KNFH/LCT/DNFH/LGD stock reared at ECFNH) – 275k smolt.

- Adult mitigation goal (if applicable) – The long-term adult-return goal is 14,000 Coho to the Clearwater River sub-basin.
- Facility or stock changes (if applicable) –

### **3.1.2. Eagle Creek National Fish Hatchery (ECNFH)**

- Hatchery description and location - The ECFNH hatchery is located approximately 40 miles southeast of Portland, OR. The hatchery can be easily reached from I-205 via State Highway 224 driving east towards Estacada. One mile past the intersection with State Highway 211, turn left onto Wildcat Mountain Drive for 2 miles, turning right onto Eagle Fern Road. Follow Eagle Fern Road another 7 miles, past Eagle Fern County Park and continue up Eagle Creek on George Road. About four miles past Eagle Fern Park, turn right onto Rainbow Road and follow it for 2 miles, ending at the Eagle Creek NFH.
- Owner and operator – USFWS
- Programs at facility (Fig. 3.3)- ECFNH receives eyed eggs from DNFH for rearing and release of smolts (Clw broodstock from KNFH, LCT, DNFH, LGD).
- Stocks reared and release locations (Fig. 3.3)- Clw broodstock from KNFH, LCT, DNFH, LGD: Eyed eggs are transferred from DNFH to ECFNH for rearing and release of smolts to Clear Creek and Lapwai Creek.
- Production Goals (smolts, fpp) – Clear Creek (KNFH/LCT/DNFH/LGD stock) – 275k smolt, Lapwai Creek (KNFH/LCT/DNFH/LGD stock) – 275k smolt
- Adult mitigation goal (if applicable) - The long-term adult-return goal is 14,000 Coho to the Clearwater River sub-basin.
- Facility or stock changes (if applicable) –



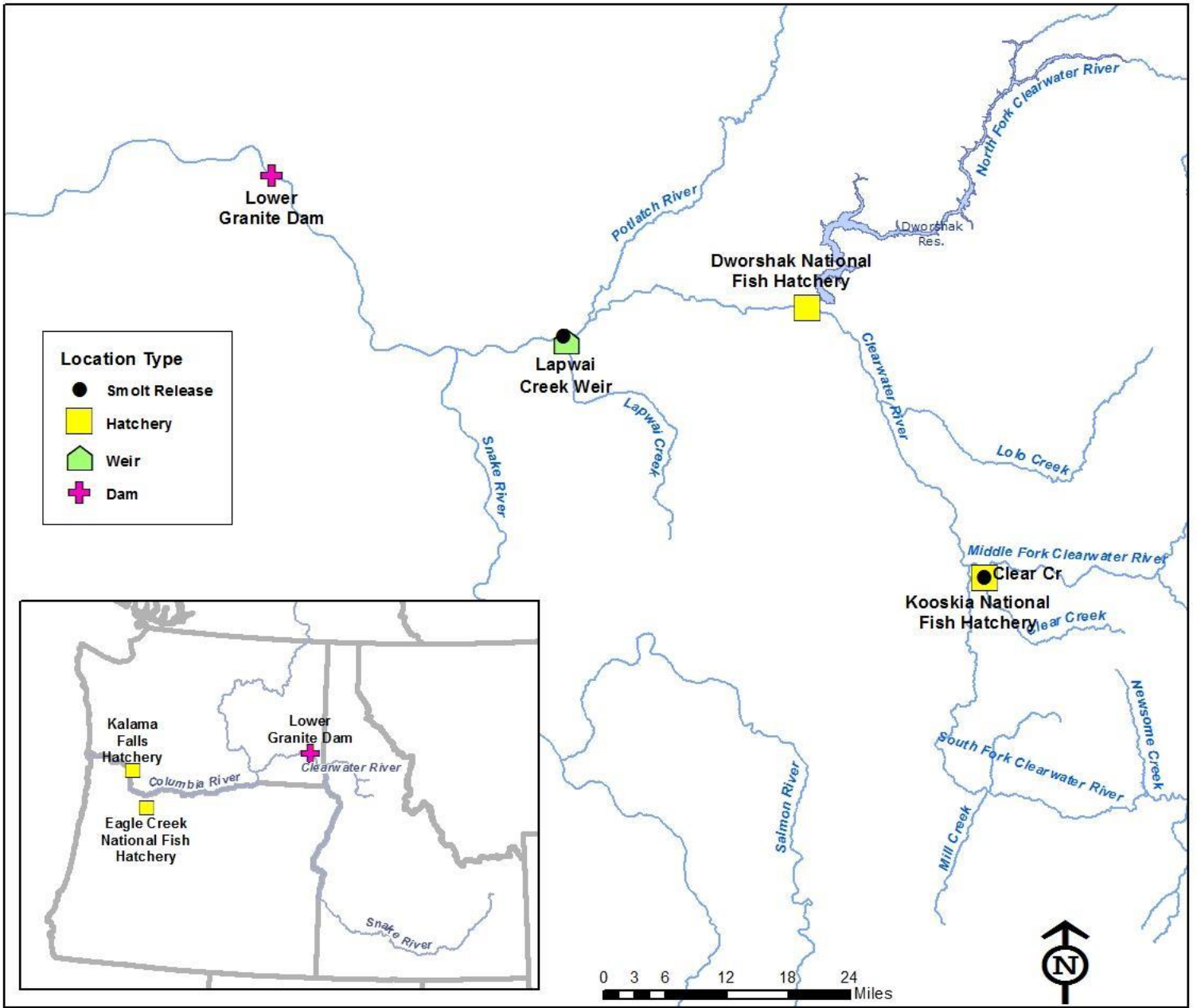
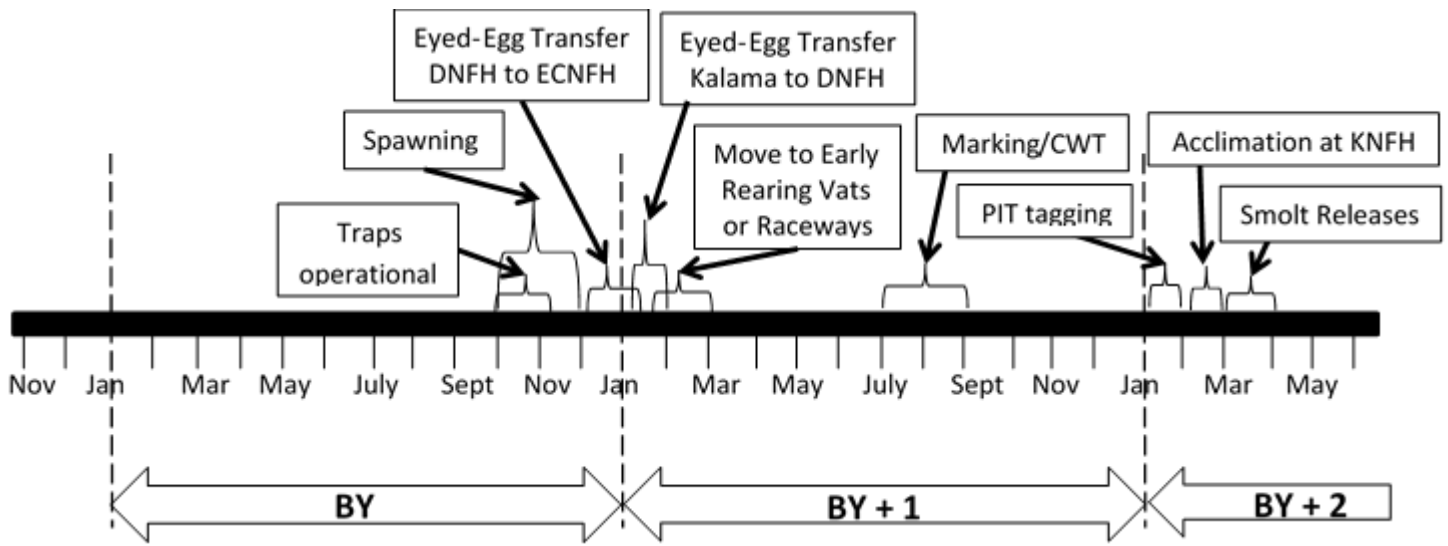
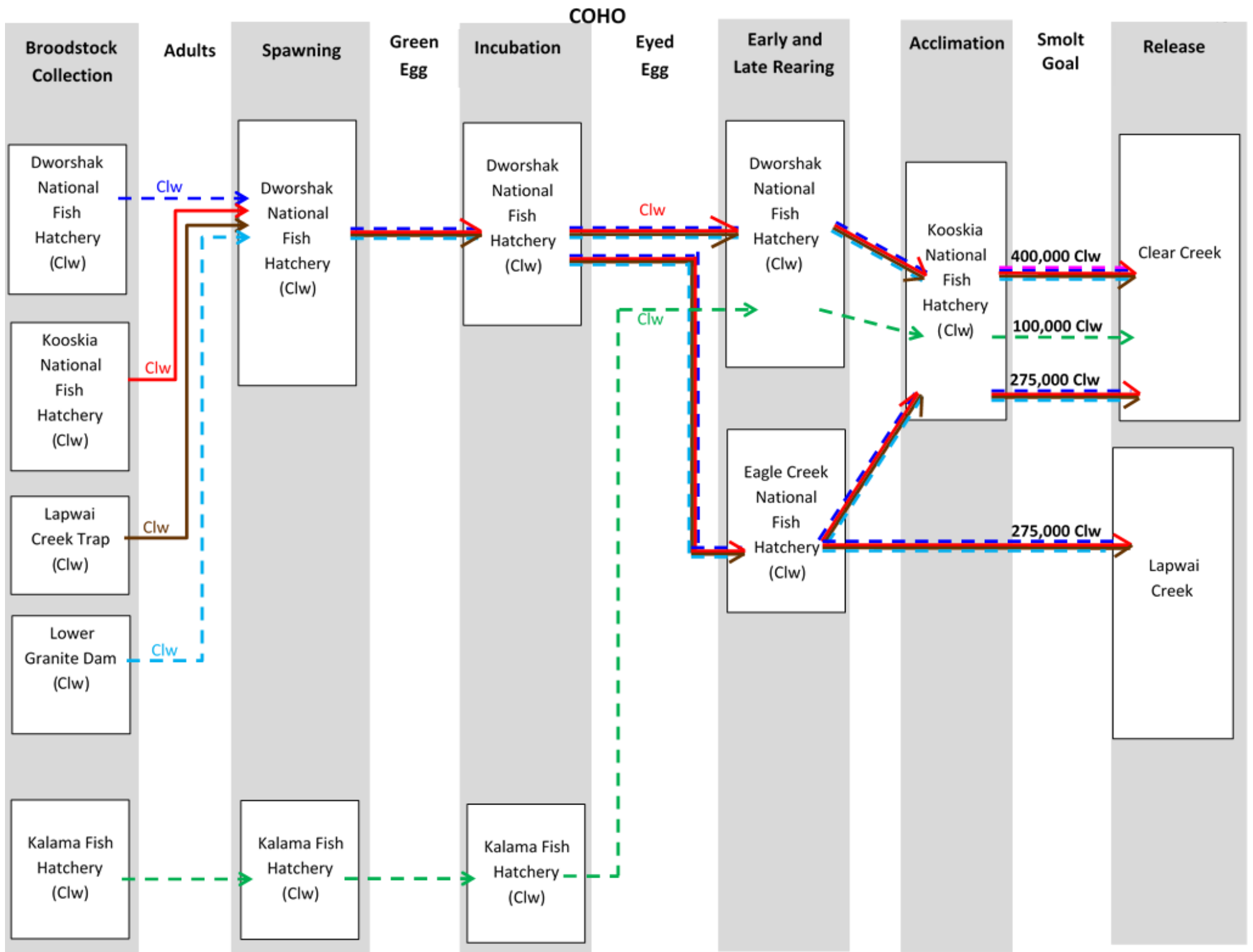


Figure 3.1. Coho trapping, hatchery facilities and smolt release locations.



**Figure 3.2.** Timeline for Coho Production. Date ranges with black labels are shown to include all facilities' operations.



**Figure 3.3.** Coho movements in Clearwater.

### 3.2. Dworshak National Fish Hatchery

#### 3.2.1. Trapping and Brood Acquisition

- Trapping/Brood Acquisition location – Broodstock spawned, incubated and reared at DNFH can be acquired from KNFH, LCT, DNFH, and LGD. However, KNFH and LCT will be prioritized for broodstock as primary trapping locations (DNFH, LGD are secondary trapping locations).
- Trap configuration - KNFH: LCT: A picket weir is installed to trap Coho Salmon broodstock below the train bridge and upstream from the mouth of Lapwai Creek. DNFH: If broodstock is needed from DNFH, a fish ladder in NF Clearwater River traps returning adults at the hatchery. The holding pond at the top of the ladder is 15'x 75'x 8'. Broodstock are collected passively using a ladder that enters the hatchery from the NF Clearwater River. LGD:
- Dates operated – KNFH: Weir operations generally start early- October to trap adult Coho Salmon at KNFH. LCT: Trap becomes operable starting early October. DNFH: The DNFH ladder will be operated during in the fall to trap early return steelhead. Depending on the projected return, the NPT may request that the ladder be operated several additional times to collect Coho Salmon broodstock as needed to meet production goals. LGD:
- Trapping/Brood Acquisition protocol (frequency, movement of fish) - KNFH: Adult hatchery steelhead or fall Chinook incidentally trapped at the KNFH weir will be transported to the S.F. Clearwater and released by the NPT. LCT: Pass/keep ratios will be adjusted on a weekly basis dependent on the projected return and actual captures. The adult weir will also be used for escapement, estimating sex composition, age structure and return timing. Fall Chinook salmon that are trapped during operation of the Lapwai Creek Coho Salmon weir will be placed downstream of the weir. DNFH: For trapping at DNFH, Coho Salmon staff will coordinate with Steelhead staff on anesthesia use and handling protocols to prevent pre-spawn mortality of Coho Salmon. LGD:

#### 3.2.2. Adult handling

- Measurements (marks, tags, sex, etc.) - KNFH/LCT/DNFH/LGD: Returning adults are measured and examined for gender, various clips, tags, marks and given a unique opercle punch to display trapping location. All adults are either designated as broodstock (for transport to DNFH) or release upstream the trap. CWTs will be recovered after spawning is completed.
- Tissue sampling protocol - KNFH/LCT/DNFH/LGD: Genetic samples will be collected from all spawned adults at DNFH to develop the Parentage Based Tagging (PBT) baseline (see Appendix 7.2 for detail).
- Dispositions (holding, releases) - KNFH: Depending on adult return projection and estimated broodstock collection, adult Coho Salmon trapped at KNFH weir will be transported to DNFH for holding and spawning. Once Coho Salmon broodstock goals are met, surplus Coho Salmon will be passed above the weir. LCT: Adult Coho Salmon trapped at LCT will be transported to DNFH for holding and spawning. DNFH: Adult Coho Salmon trapped during this time will be counted and either out planted or put into Holding Ponds for broodstock. LGD: Adult Coho Salmon trapped at LGD will be transported to DNFH for holding and spawning.
- Surplus distribution -
- Carcass dispositions – Following spawning at DNFH, all adult Coho Salmon carcasses will be donated to the local food bank. Once the quality of the fish is too poor for the food bank all carcasses will be out planted into Lapwai, Sweetwater, Potlatch, Mission Creeks and mainstem Clearwater River following spawning for nutrient enhancement.

#### 3.2.3. Adult outplants (if applicable)

- Trigger for outplanting - When broodstock needs are met.
- Purpose –
- Outplant protocol (sex ratio, timing, marking, sampling) – Coho Salmon adults surplus to broodstock needs will be out-planted to Lolo, Eldorado, Orofino, Lapwai, Sweetwater, Mission Creeks and South fork Clearwater River or back into the Clearwater.

#### 3.2.4. Spawning/Egg take

- Calculation of broodstock need (fecundity, eyeup, eye to smolt) - See the introduction to Section 3 and Appendix 7.1 for details on broodstock calculation. Brood needs at DNFH will contribute to (a) Coho incubation and rearing at DNFH of Clw broodstock from KNFH, LCT, DNFH, and/or LGD, (b) Coho incubation and transfer of eggs to ECNFH of Clw broodstock from KNFH, LCT, DNFH, and/or LGD, and (c) Coho rearing at

DNFH of Clw broodstock from KalFH. The production goal for KNFH/LCT/DNFH/LGD Clw stock is to trap and spawn enough adults to produce 950k smolts (675k to Clear Creek, 275k to Lapwai Creek; reared at DNFH and ECFH). The production goal for KalFH Clw stock is to trap and spawn enough adults to produce 100k smolts (release to Clear Creek; reared at DNFH).

- o KNFH/LCT/DNFH/LGD Clw stock reared at DNFH: The production goal is to trap and spawn enough adults to produce 400k smolts for release at Clear Creek.
- o KNFH/LCT/DNFH/LGD Clw stock reared at ECFH: The production goal is to trap and spawn enough adults to produce 275k smolts for release at Clear Creek and 275k smolts for release at Lapwai Creek. Brood need is calculated based on survival metrics from both DNFH (spawning and incubation) and ECFH (rearing).
- o KalFH Clw stock reared at DNFH: The production goal is to trap and spawn enough adults to produce 100k smolts for release at Clear Creek. Brood collection needs are coordinated annually with WDFW and Kalama Hatchery staff and will not be discussed here.

- Spawning protocol (schedule, method, M/F ratio) -

### 3.2.5. Egg incubation

- Eggs received (if applicable) –KalFH Clw stock spawned at KalFH will be incubated to eyed stage at KalFH and transferred to DNFH in mid- to late-January of BY+1 for final rearing.
- Egg transfers (if applicable) - When KNFH/LCT/DNFH/LGD Clw stock spawned at DNFH can provide eggs for the ECFH smolt program, these eggs will be incubated at DNFH to eye-up stage and then transferred to ECFH in late December of BY to early January of BY+1 for final rearing.
- Egg incubation method (egg distribution, treatments, picking) - Coho eggs will be incubated at DNFH. Eyed eggs may be culled based on disease sampling and by eye-up percentages. Upon receiving ELISA results from adult females, eggs with OD levels above 0.25 will be culled. Eggs are enumerated using a Van Gaalen egg sorter.
- Treatment, loading density, flow rate - At enumeration eggs will be mechanically picked utilizing a Van Galen egg sorting machine and allocated into trays at a rate of approximately 5,500 eggs per tray and then placed into incubation stacks utilizing chilled water at a flow rate of 5 gpm. Treatments will continue three days a week until just prior to hatching. Picking of mortality in egg trays and egg shell removal will begin shortly after enumeration and continue as deemed necessary to maintain healthy incubation environments.
- PBT tracking - All adults spawned for release have been PBT sampled.
- Method into rearing tanks – There is no indoor nursery rearing at DNFH for Coho; swim-up fry are moved directly to Burrows ponds. Fry at DNFH are transferred directly from the egg trays into the outside System 3 burrows ponds.
- Surplus egg distribution (if applicable)- Surplus eggs if any will be incorporated into the program while still maintaining PBT integrity.

### 3.2.6. Early rearing

- Environmental protocols (flow indices, density indices) - As many as three Burrows ponds will be used for Coho rearing. Maximum density indices of .35 will not be exceeded.
- Feeding protocol - Bio-Oregon will be utilized throughout rearing.
- Marking and tagging (AD, CWT; date range, size at application) - Fingerling Coho Salmon will be marked with a CWT (no AD clip) in mid- to late-August of BY+1.
- Fish movement/facility configuration -

### 3.2.7. Final rearing

- Target environmental protocols (flow indices, density indices) – Six Burrows ponds will be used for Coho rearing. Maximum density indices of .35 will not be exceeded.
- Feeding protocols- Bio-Oregon will be utilized throughout rearing.
- Mortality counting - Mortality will be picked and recorded daily.
- Water monitoring - Flow measurements are taken monthly and when flow changes are undertaken. Dissolved oxygen and temperature will be monitored and recorded daily.
- Fish movement/facility configuration -
- Acclimation (if applicable) - Smolts are transferred to KNFH in mid-February to early-March of BY+2 for final acclimation.

- Marking and tagging (PIT) – All trapping locations: PIT tags for a portion of the releases will be provided by the USFWS through Mitchell Act funding. Juvenile survival and emigration timing to LGD and Smolt-to-adult survival and adult return timing shall be based on PIT tag information and counts at LGD and ladder counts at DNFH, KNFH, LCT, LFH, and NPTH. KNFH: Smolt-to-adult survival based on monitoring adult returns at a weir in Clear Creek and Lapwai Creek. LCT: Smolt-to-adult survival based on monitoring adult returns at a weir in Lapwai Creek and Redd surveys in Lapwai Creek.
- Quality monitoring (counts, growth, length, marks quality, tag retention) -

### 3.2.8. Fish health

- Service provider - USFWS Pacific Region Fish Health Program
- Sampling protocols (what is sampled, sampling schedule) –
  - Adults: The following samples will be collected from the returning adult Coho Salmon: 60 head wedges for Whirling Disease, 60 kidney/spleens for virus and bacteriology, 150 ovarian fluids for virus, 100% kidneys for BKD testing by ELISA on spawned females, and up to 60 intestine samples. 100% sampling will be conducted on ovarian fluid from females whose eggs are destined for ECNFH. These samples will be two-pooled.
  - Juveniles: Fish are sampled monthly at a minimum and prior to liberation. At pre-release, a 60 fish sample will be taken and assayed for virus, bacteria, and parasites.
- Vaccination methods - None at this time
- Treatment methods – None on routine basis

### 3.2.9. Fish release/transportation

- Truck specifications -
- Hauling/Release schedule - DNFH: Mid February all fish will be transferred to KNFH for final acclimation.
- Hauling/Release guidelines -

### 3.2.10. Communication

- Written reports (e.g., Monthly summaries, annual reports) - Clearwater Coho Salmon Project Leader produces monthly reports for coordination between hatchery management and staff communication. Semi-annual and annual reports are a contract requirement to the CRITFC and NOAA funding entities.
- FINS and IDFG release databases -
- Meetings (e.g., AOP, Anad, HET, etc.) -
- Direct consultation for egg/smolt transport –

## 3.3. Eagle Creek National Fish Hatchery

### 3.3.1. Egg incubation

- Eggs received (if applicable) – When KNFH/LCT/DNFH/LGD Clw stock spawned at DNFH can provide eggs for the ECNFH smolt program, these eggs will be incubated at DNFH to eye-up stage and then transferred to ECNFH in late December of BY to early January of BY+1 for final rearing.
- Egg transfers (if applicable) - Clw stock spawned at DNFH will be incubated to eyed stage at DNFH and transferred to ECNFH in mid- to late- December.
- Egg incubation method (egg distribution, treatments, picking) - Coho eggs will be incubated at DNFH until eye up. Eyed eggs may be culled based on disease sampling and by eye-up percentages. Upon receiving ELISA results from adult females, eggs with OD levels above 0.25 will be culled. Upon receiving IHN results from adult females, eggs from positive IHN results will be culled. Eggs are enumerated using a Van Galen egg sorter before being transferred to ECNFH.
- Treatment, loading density, flow rate - DNFH: At enumeration eggs will be mechanically picked utilizing a Van Galen egg sorting machine and allocated into trays at a rate of approximately 5,500 eggs per tray and then placed into incubation stacks at a flow rate of 5 gpm. After eyeup eggs will be transferred to ECNFH. No treatments will take place after being transferred. Picking of mortality in egg trays and egg shell removal will begin shortly after the transfer and continue as deemed necessary to maintain healthy incubation environments.
- PBT tracking - All adults spawned for release have been PBT sampled.
- Method into rearing tanks –
- Surplus egg distribution (if applicable)- Surplus eggs if any will be incorporated into the program while still maintaining PBT integrity.

### 3.3.2. Early rearing

- Environmental protocols (flow indices, density indices) - Maximum density indices of .35 will not be exceeded.
- Feeding protocol - Bio-Oregon will be utilized throughout rearing.
- Marking and tagging (AD, CWT; date range, size at application) - Marking of fish will occur at ECNFH with a portion of each release group given CWTs (Lapwai Creek and Clear Creek). Fish are not adipose fin clipped.
- Fish movement/facility configuration -

### 3.3.3. Final rearing

- Target environmental protocols (flow indices, density indices) - Maximum density indices of .35 will not be exceeded.
- Feeding protocols- Bio-Oregon will be utilized throughout rearing.
- Mortality counting - Mortality will be picked and recorded daily.
- Water monitoring - Flow measurements are taken monthly and when flow changes are undertaken.
- Fish movement/facility configuration -
- Acclimation (if applicable) - Approximately 275k Clw stock smolts reared at ECNFH will be transferred to KNFH mid-February of BY for final acclimation and direct release.
- Marking and tagging (PIT) - If FWS, through Mitchell Act, is able to provide PIT tags, then a portion of the release groups will be marked with PIT tags, being tagged in January of BY+2 at ECNFH. These marks estimate the following: juvenile survival to LGD based on PIT tag detection; timing of adult returns based on PIT tags and counts at LGD; smolt-to-adult survival based on PIT tags, the number of juveniles released and adult returns over LGD. Adults will be accounted for by redd surveys in Clear Creek – may be limited to broodstock counts at DNFH, KNFH and LCT.
- Quality monitoring (counts, growth, length, marks quality, tag retention) -

### 3.3.4. Fish health

- Service provider - Disease history of fish is completed at Lower Columbia River Fish Health Center.
- Sampling protocols (what is sampled, sampling schedule) –
  - Adults: see DNFH section above for details on sampling of broodstock (Section 3.2.8).
  - Juveniles: A 60 fish sample is taken for analysis of virus, bacteria, and parasites.
- Vaccination methods - None
- Treatment methods – None on routine basis.

### 3.3.5. Fish release/transportation

- Truck specifications - Transportation back to the Clearwater basin will be subcontracted out.
- Hauling/Release schedule - Approximately 275k of KNFH/LCT/DNFH/LGD Clw stock smolts reared at ECNFH will be transported to Lapwai Creek and direct stream released in mid-March of BY+2. Another group of 275k KNFH/LCT/DNFH/LGD Clw stock smolts that were acclimated at KNFH will be direct released to Clear Creek in mid-March of BY+2.
- Hauling/Release guidelines - DNFH: Late February to early March all fish will be transferred to KNFH (275k) and Lapwai creek (275k) for final acclimation and direct release.

### 3.3.6. Communication

- Written reports (e.g., Monthly summaries, annual reports) -
- FINS and IDFG release databases -
- Meetings (e.g., AOP, Anad, HET, etc.) -
- Direct consultation for egg/smolt transport –

#### 4. Fall Chinook Salmon

- Definition of species - The fall Chinook production program is a complex and highly integrated artificial program for Snake River fall Chinook implemented through the LSRCP program, the IPC Hells Canyon Settlement Agreement, and the Columbia Basin Fish and Wildlife Program. The basic intent of the program is to assist with the recovery of Endangered Species Act (ESA)-listed Snake River fall Chinook, mitigating for impacts of the mainstem hydro-system dams, and returning abundance of salmon to historic levels. Both short and long-term adult return goals for this program are identified in the Snake River Fall Chinook Management Plan. Snake River fall Chinook production is mandated in the 2018-2027 U.S. vs. Oregon Management Agreement (Table 9). Fall Chinook salmon production in the Clearwater River occurs through two programs – the Fall Chinook Acclimation Project (FCAP) and NPTH. Beginning with the 2012 trapping season, activities for FCAP are covered under ESA Section 10 Permit No. 16607, and Permit No. 16615 for NPTH. This permit expired December 31, 2017 and co-managers will be reconsulting on this program in 2018.
- Rearing locations – Fall Chinook released into the Clearwater drainage are reared at two hatcheries: Nez Perce Tribal Hatchery (NPTH) and Lyons Ferry Fish Hatchery (LFFH). Discussion of rearing at LFFH can be found in LFFH SOP documents. NPTH also operates acclimation facilities for fall Chinook: North Lapwai Valley facility (NLV), Luke’s Gulch facility (LG), Cedar Flats facility (CF), and Big Canyon Creek Acclimation facility (BCCA). Fish reared at NPTH are acclimated at NLV, LG, and CF. Fish reared at LFFH are acclimated at Big Canyon Creek Acclimation facility (BCCA).
- Broodstock collection and spawning locations - The primary trapping location of broodstock collection for the Fall Chinook salmon program in the Clearwater is at Lower Granite Dam (LGD). Secondary trapping occurs at Nez Perce Tribal Hatchery (NPTH). Spawning from both trapping facilities occurs at NPTH (a portion of LGD fish are spawned at LFFH; see LFFH SOP for details).
- Calculation of Broodstock need - Appendix 7.1 shows the brood calculator used to determine brood need to reach production goal for the program releases. The number of eggs collected is based on 5-yr running historical average of adult survival, eye-up percentage, disease rates and smolt survival rates to meet smolt release targets. Suppose the production goal is to trap and spawn enough adults to produce (x) number of smolts for release. Applying a production cushion (c) and eyed egg-to-smolt survival (ess) to total smolt goal, gives the eyed eggs needed ( $e=(x*(1+c))/(ess)$ ). After accounting for green-to-eyed egg and culling survival (ges and cs, respectively), the green egg goal before culling can be determined ( $g=e/(ges)/(cs)$ ). Using an average fecundity of green eggs per female (fec) gives the number females needed ( $F=g/fec$ ). A 1:1 M:F spawning ratio gives the number of males needed ( $M=F$ ) and the total number to spawn ( $TotSp=F+M$ ). Total fish needed when accounting for % pond mortality (pm) can be calculated ( $TotPM=TotSp/(1-pm)$ ). Sometimes the F:M ratio is not 50%:50% in the collected broodstock and additional fish would need to be trapped to get the 1:1 M:F spawning ratio. Using the % females in the broodstock (fb), the total number of fish that needs to be trapped can be calculated ( $TotTrap=(TotPM/2)/(1-fb)$ , round up to even number).
- Smolt releases – NPTH is authorized to produce 1.4 million sub-yearling fall Chinook juveniles annually.

##### 4.1. Overview of facilities and brood stock

###### 4.1.1. Nez Perce Tribal Hatchery (NPTH)

- Hatchery description and location - Nez Perce Tribal Hatchery Complex is located at RKM 38 on the north bank of the Clearwater River
- Owner and operator – Nez Perce Tribal Hatchery Complex is owned by the Nez Perce Tribe and The Bonneville Power Administration. The Hatchery is Operated by the Nez Perce Tribe
- Programs at facility (Fig. 4.3)-NPTH traps, spawns, incubates and rears fall Chinook Snake River stock (SnakeR). NPTH also spawns, incubates and rears fall Chinook SnakeR stock trapped at LGD. LGD/NPTH stock is reared to sub-yearling for release.
- Stocks reared and release locations (Fig. 4.3)- FACH broodstock from LGD and NPTH: NPTH rears sub-yearlings for acclimation at NPTH, NLV, LG and CF, for eventual release at NPTH, Lapwai Creek, SF Clearwater, and Selway River, respectively.
- Production Goals (smolts, fpp) – NPTH (LGD/NPTH stock) – 500k sub-yearling, NLV (LGD/NPTH stock) – 500k sub-yearling, LG (LGD/NPTH stock) – 200k sub-yearling, CF (LGD/NPTH stock) – 200k sub-yearling.
- Adult mitigation goal (if applicable) -
- Facility or stock changes (if applicable) –



#### 4.1.2. Big Canyon Creek Acclimation facility (BCCA)

- Facility description and location - BCCA is a portable acclimation setup designed and operated for acclimation and release of Snake River fall Chinook salmon that are reared at LFH. The facility has capacity to acclimate 150,000 yearlings and 500,000 sub-yearlings.
- Owner and operator – BCCA is operated by NPT as part of FCAP funded by BPA.
- Programs at facility (Fig. 4.3)- BCCA acclimates sub-yearling and yearling fall Chinook Snake River stock (SnakeR) that were reared at LFFH.
- Stocks acclimated and release locations (Fig. 4.3)- FACH broodstock from LGD: BCCA acclimates sub-yearlings and yearlings for release at Big Canyon Creek.
- Release Goals (smolts, fpp) – Sub-yearling at Big Canyon Creek (LGD stock) – 500k, Yearling at Big Canyon Creek (LGD stock) – 150k.
- Adult mitigation goal (if applicable) - BCCA is operated in conjunction with two other acclimation facilities on the Snake River in an effort to restore ESA listed Snake River fall Chinook salmon and achieve the LSRCP mitigation goal of 18,300 adults to the project area (NPTH not included in this goal).
- Facility or stock changes (if applicable) –

#### 4.1.3. North Lapwai Valley facility (NLV)

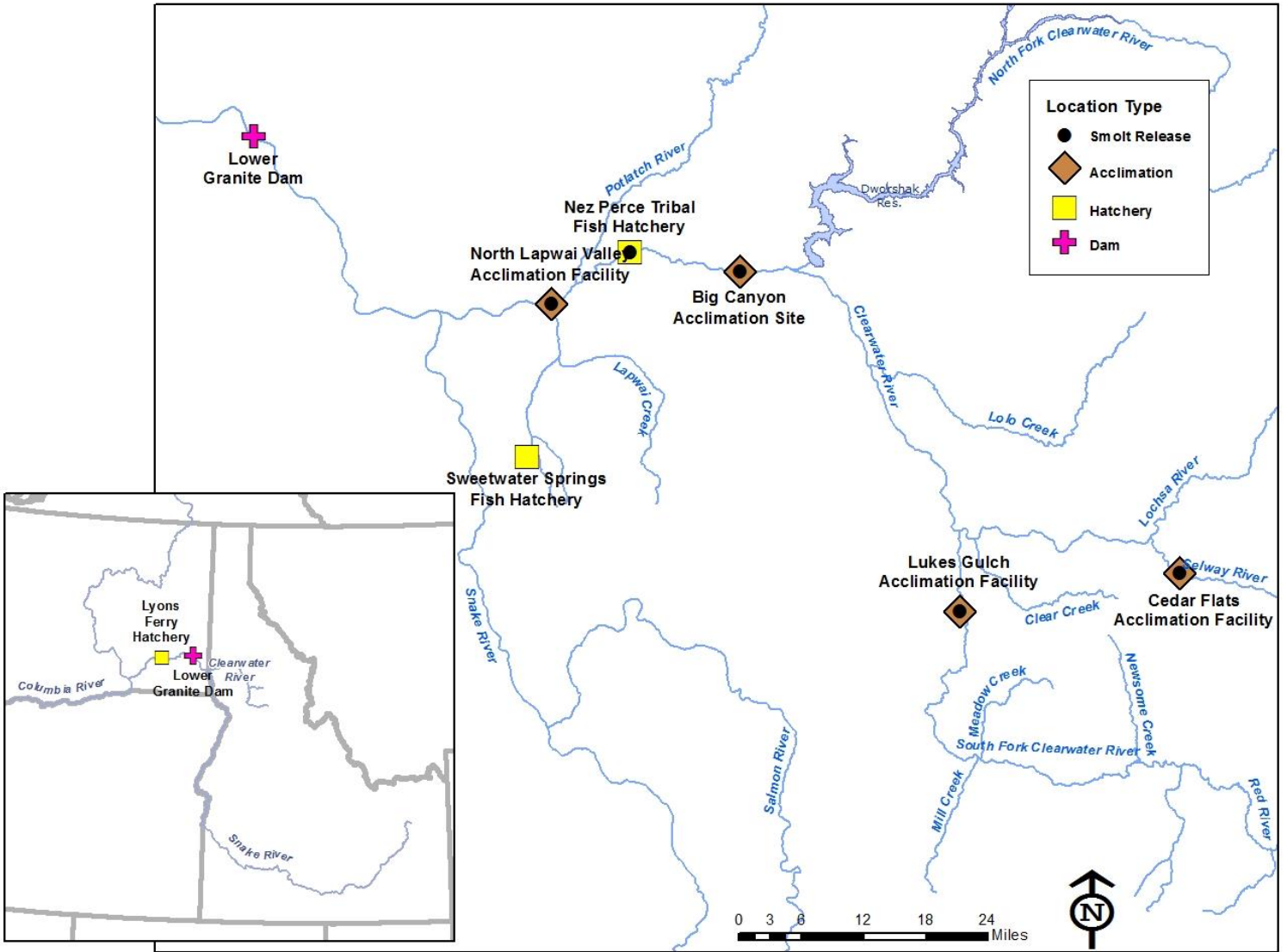
- Facility description and location – NLV was designed to acclimate and release sub-yearlings into the Clearwater River via Lapwai Creek.
- Owner and operator –
- Programs at facility (Fig. 4.3)-NLV acclimates sub-yearling fall Chinook Snake River stock (SnakeR) that were reared at NPTH.
- Stocks acclimated and release locations (Fig. 4.3)- FACH broodstock from LGD and NPTH: NLV acclimates sub-yearlings for release into the Clearwater River via Lapwai Creek.
- Release Goals (smolts, fpp) – Sub-yearling at Lapwai Creek (LGD/NPTH stock) – 500k
- Facility or stock changes (if applicable) –

#### 4.1.4. Luke's Gulch facility (LG)

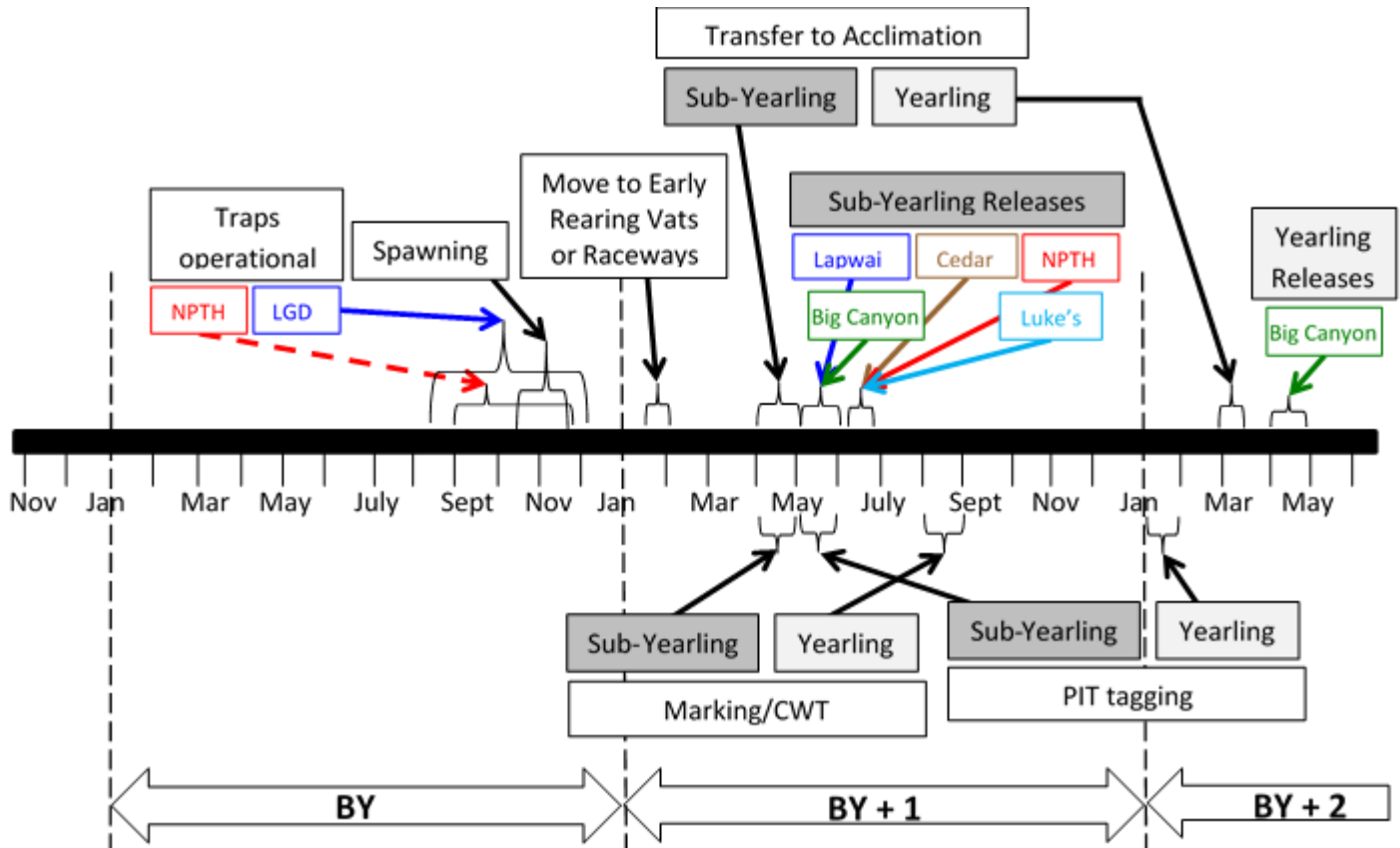
- Facility description and location -
- Owner and operator –
- Programs at facility (Fig. 4.3)- LG acclimates sub-yearling fall Chinook Snake River stock (SnakeR) that were reared at NPTH.
- Stocks acclimated and release locations (Fig. 4.3)- FACH broodstock from LGD and NPTH: LG acclimates sub-yearlings for release into the SF Clearwater River.
- Release Goals (smolts, fpp) – Sub-yearling at SF Clearwater River (LGD/NPTH stock) – 200k
- Facility or stock changes (if applicable) –

#### 4.1.5. Cedar Flats facility (CF)

- Facility description and location -
- Owner and operator –
- Programs at facility (Fig. 4.3) - CF acclimates sub-yearling fall Chinook Snake River stock (SnakeR) that were reared at NPTH.
- Stocks acclimated and release locations (Fig. 4.3)- FACH broodstock from LGD and NPTH: CF acclimates sub-yearlings for release into the Selway River.
- Release Goals (smolts, fpp) – Sub-yearling at Selway River (LGD/NPTH stock) – 200k
- Facility or stock changes (if applicable) –



**Figure 4.1.** Fall Chinook Salmon hatchery and acclimation facilities, and sub-yearling and yearling release locations.



**Figure 4.2.** Timeline for Fall Chinook Production. Date ranges with black labels are shown to include all facilities' operations. Color-coded labels identify activities that have variability in timing for the different facilities.

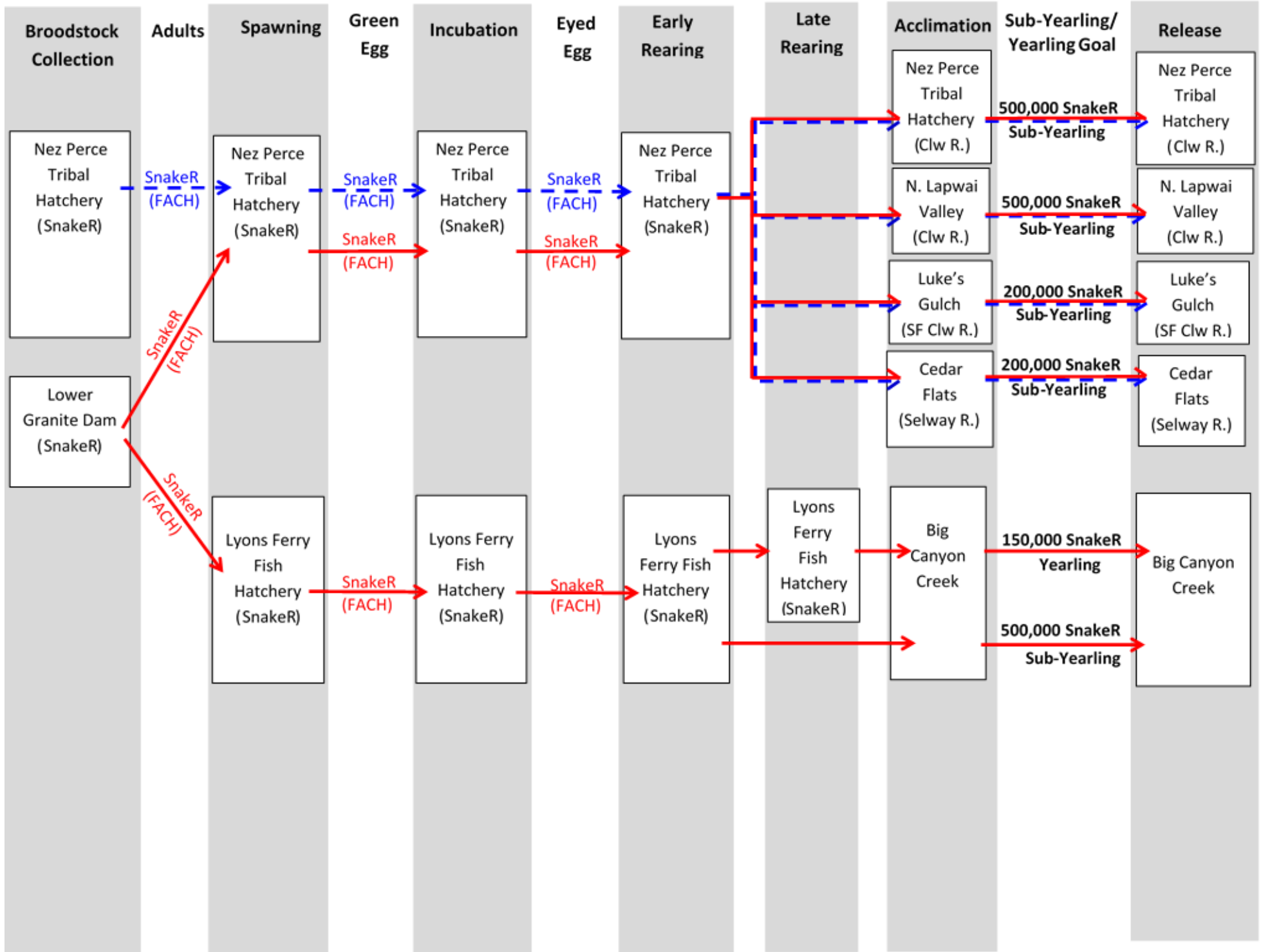


Figure 4.3. Fall Chinook movements in Clearwater.

## 4.2. Nez Perce Tribal Hatchery

### 4.2.1. Trapping and Brood Acquisition

- Trapping/Brood Acquisition location – Snake River Fall Chinook adults will be collected at LGD and transported to NPTH, in accordance with the U.S. vs. Oregon Management Agreement. Additionally, adult fall Chinook may be trapped at the fish ladder at NPTH. Trapping ratios between the two locations are determined annually by the co-managers.
- Trap configuration - NPTH: A fish ladder in the north shore of the Clearwater River traps returning adults at the hatchery. Volunteering adults swim up the fish ladder and through a V-trap at the top of the ladder into a trap box.
- Dates operated – LGD: Adult fall Chinook will be collected at LGD beginning the last week in August or when water temperatures are below 70° F (22.2° C). Trapping at LGD will continue throughout the run and is anticipated to end by late November or early December. NPTH: Trapping at NPTH typically occurs in September – November when necessary.
- Trapping/Brood Acquisition protocol (frequency, movement of fish) -
  - LGD: Adult FCS will be collected at LGR beginning the last week in August or when water temperatures are below 70° F (22.2° C). FCS are collected in the trap as a sub-sample of the returning run. The sub-sample rate for 2017 has not been set, and once agreed to may change mid-season based on actual captures. Trapping at LGR will continue throughout the run and is anticipated to end by late November or early December. The goal is for NPTH to receive 30% and LFFH to receive 70% of the females trapped at LGD. This schedule will be modified as needed to ensure equitable distribution of fish between the two programs. A portion of known LFFH origin and unknown origin hatchery fall Chinook will be transported from LGD to NPTH for holding and spawning.
  - NPTH: There will be weekly in-season updates on LGD adult hauled numbers and an assessment of actual fall Chinook adults counted at LGD with updated run forecasts to determine if and when the adult ladder and trap may be operated at NPTH to meet full production. The ladder will be closed when broodstock needs are met. NPTH intends to trap only enough adults to meet program goals from both LGD and the NPTH ladder. NPTH swim-ins are marked with a right operculum V-notch to differentiate them from the LGD fish. The NPTH trap protocol is as follows: (a) retain all AD/CWT clipped adults, (b) retain all CWT only adults, (c) retain all natural origin adults within acceptable limits of brood collection (30% NOR broodstock incorporation). Activities involving trapping and collection of adult FCS for broodstock are covered under ESA Section 10 Permits.

### 4.2.2. Adult handling

- Measurements (marks, tags, sex, etc.) – A hatchery/wild determination and scan for PIT tags/CWTs are conducted on fish hauled from LGD or trapped at NPTH, along with all other biological information. Returning adults are measured and examined for gender, various clips and tags, and marks then sorted for spawning or holding.
- Tissue sampling protocol - Adults from LGD without wire will have scale samples taken before they are released into Clearwater Basin streams. Scale samples also are taken from all spawned fish and mortalities. CWTs will be collected from all spawned adults and pre-spawn mortalities. Adults from LGR that have CWT's and are excess to broodstock needs will be sacrificed to recover the wire for run-reconstruction purposes. Genetic samples are also collected from all spawned adults to develop the Parentage Based Tagging (PBT) baseline (see Appendix 7.2 for detail).
- Dispositions (holding, releases) –
  - LGD: In an effort to minimize use of one-salt males in the broodstock, co-managers use historical age-class data from previous years CWT recoveries and run predictions to determine a “jack” cutoff length in advance of the trapping season. This cutoff is typically 75 cm. Any fish smaller than this cutoff length is not transported to NPTH. Fish transported to NPTH are usually placed in the north holding pond, but may also be placed in the south holding pond if densities become a concern. WDFW and NPTH have cooperatively developed a transportation schedule for adults trapped at LGD. Fish held at NPTH will have been treated with formalin so if a fishery is occurring in the Clearwater Basin, these fish may be out-planted into closed waters, and/or marked differentially for

easy identification by anglers. Excess broodstock may also be spawned to backfill for LFFH program if necessary.

- NPTH: Fish smaller than the jack cutoff length described for LGD fish (above) are not kept, instead they are returned to the river or used for subsistence. AQUIS will be used to anesthetize NPTH adults during broodstock collection, pending approval under an INAD through the USFWS. Use of this product will allow for greater accuracy in data collection (when compared to live handling of fish) during processing of trapped fish. It will also allow for immediate return to the river of unwanted fish if so desired, since no withdrawal period is required. Fish held at NPTH will have been treated with formalin so if a fishery is occurring in the Clearwater Basin, these fish may be out-planted into closed waters, and/or marked differentially for easy identification by anglers. Excess broodstock may also be spawned to backfill for LFFH program if necessary.
- Surplus distribution - Currently no surplus distribution occurs at NPTH
- Carcass dispositions - Chinook salmon carcasses may be returned to free-flowing reaches of the Clearwater River for nutrient enhancement, if they have not been injected or inoculated. Fall Chinook carcasses will be distributed to headwater tributaries and the mainstem Clearwater River with the tails being removed at the caudal peduncle. Adult fish that have been injected with antibiotic or sGnRHa (Ovaplant) will be buried at NPTH.

#### 4.2.3. Adult outplants (if applicable)

- Trigger for outplanting - Proposed out-plants and any fish research requests will be considered and reviewed by the co-managers. Will be triggered by adult broodstock in excess to program needs.
- Purpose - Adults excess to broodstock and not needed for coded-wire tag recovery or tribal subsistence may be out-planted to supplement natural production.
- Outplant protocol (sex ratio, timing, marking, sampling) - No inoculated or injected fish will be out-planted. Instead they will be buried on site at NPTH. Only adults and jacks that have not been inoculated with antibiotics, injected with sGnRHa (Ovaplant), or needed for run reconstruction (LGD trapped adults) may be out-planted. All adults out-planted from NPTH will receive one left operculum punch as shown in Appendix 7.5.2.

#### 4.2.4. Spawning/Egg take

- Calculation of broodstock need (fecundity, eyeup, eye to smolt) - Brood needs at NPTH will contribute to all Fall Chinook programs at NPTH. Brood needs from NPTH will contribute to programs at NPTH (on-site), NLV (Clearwater R), LG (SF Clearwater), and CF (Selway R) releases. See the introduction to Section 4 and Appendix 7.1 for details on broodstock calculation. The production goal is to spawn enough adults to produce 1.4 million Fall Chinook LGD/NPTH stock sub-yearling.
  - LGD/NPTH stock reared at NPTH: The production goal is to trap and spawn enough adults to produce 1,400k sub-yearlings for release at NPTH (500k), Lapwai Creek (500k), SF Clearwater (200k), and Selway River (200k).
- Spawning protocol (schedule, method, M/F ratio) - The first spawn occurs the third week of October. Spawning typically occurs on Tuesday of each week at NPTH, through the end of November when egg-take goals are met. Spawning may also occur on Wednesdays to avoid extremely long days during larger egg takes. Hatchery staff will ensure M&E employees are aware if Wednesday spawning is necessary. A spawning ratio of 1:1 will be used. Jacks will be limited to five percent of the male contribution. Multiple milt samples may be taken from larger males to spread out genetics with smaller females. Spawning will continue until the egg take goal is achieved or all females are spawned. Genetic samples also are collected from all spawned adults to develop the PBT baseline (see Appendix 7.2). Out-of-Snake River Basin adults, identified as "strays" by CWT or PIT tag may be culled or transferred to lower river hatcheries to meet production goals. However, to meet NPTH production, strays may be retained at a rate not to exceed 5%. In early-November, Gonadotropin Releasing Hormone (sGnRHa) may be used on remaining un-spawned LGR females to facilitate maturation.

Whenever possible, eggs from early spawned females will be used for the LG and CF facility programs, to support an early returning run to the SF Clearwater and Selway Rivers, respectively. However, the

Clearwater River direct release from NPTH is the highest priority in the event of an egg shortage, and that goal will always be met before either the LG or CF acclimated programs. The NLV program may be reduced to ensure the LG and CF program goals are met. The intent of the fall Chinook program is to take eggs across the entire run, and build release groups represented by multiple takes whenever possible.

#### 4.2.5. Egg incubation

- Eggs received (if applicable) –NA
- Egg transfers (if applicable) - NA
- Egg incubation method (egg distribution, treatments, picking) - Fertilized eggs will be water hardened for 30 minutes in 100 parts per million Iodophore and placed in heath trays for incubation. At between 600 and 625 temperature units (TU's) eyed eggs will be shocked; machine sorted the following day and transferred back into Heath trays to hatch. The eggs from females with a high BKD ELISA value may be culled. In the event of low adult returns with anticipated egg numbers below program goals or policy requests, hatcheries may consider rearing Chinook Salmon eggs from females with ELISA optical densities between 0.25 and 0.60 that would normally be culled. The number of these higher-ELISA progeny to be raised will be limited by the availability of sufficient rearing space to maintain low density indices and biosecurity (segregation and other measures) appropriate for rearing fish from high-titer brood. This decision to raise fish from high ELISA-titer brood will be made prior to spawning each year.
- Treatment, loading density, flow rate - Eggs are treated daily until hatching with formalin. Loading densities is 1 female/heath tray with a flow rate of 5-6 GPM
- PBT tracking -Parentage is tracked from spawning cross until release.
- Method into rearing tanks – At swim-up, the fish will be transferred to production room tanks at ~1,200 fpp (0.37 grams). Fry will be transported from the Heath Trays to the outside nursery typically end of January through February of BY+1, depending on development.
- Surplus egg distribution (if applicable)-NA

#### 4.2.6. Early rearing

- Environmental protocols (flow indices, density indices) - Each vat is loaded with approximately 30k-33k swim-up fry. Fry remain in indoor vats until they are ~160 fpp.
- Feeding protocol - Fry will be started on feed when moved to the nursery (January and February BY+1).
- Marking and tagging (AD, CWT; date range, size at application) –
  - NPTH: As identified in the U.S. vs. Oregon Management Agreement, 200,000 fish will be marked with a CWT, and 100,000 fish will be marked with a CWT and an AD clip. The remainder of this release (200,000) will be unmarked and untagged. Tagging occurs in early April at NPTH
  - NLV: Fish slated for final acclimation and release from NLV will be marked at NLV during transfer there from NPTH. Per the U.S. vs. Oregon Management Agreement, this group will be comprised of 200,000 CWT only fish, 100,000 AD and CWT fish, and 200,000 unmarked and untagged fish. Tagging occurs in early April at NPTH
  - LG: Per the U.S. vs. Oregon Management Agreement, the release group will receive 100% CWTs, and half the release group also will have an AD clip. Tagging occurs in early April at NPTH
  - CF: Per the U.S. vs. Oregon Management Agreement, the release group will receive 100% CWTs, and half the release group also will have an AD clip. Tagging occurs in early April at NPTH
- Fish movement/facility configuration –
  - NPTH: Fish are marked and tagged by NPTH M&E employees during transfer to two earthen ponds from the production tanks or from two raceways, after reaching a target mark size of 160 fpp.
  - NLV, LG and CF acclimation facilities: Fish are reared at NPTH and transferred to acclimation facilities in April of BY+1.

#### 4.2.7. Final rearing

- Target environmental protocols (flow indices, density indices) –
- Feeding protocols-
- Mortality counting -
- Water monitoring –
  - NPTH:
  - NLV: Employees living at the facility monitor both water temperatures and dissolved oxygen (DO)

levels daily, and fish are released when water temperatures reach 63 F (17.2 C) and/or DO levels drop significantly.

- o LG:
- o CF:
- Fish movement/facility configuration -
- Acclimation (if applicable) – Three acclimation facilities are used for sub-yearling releases: NLV for release in Clearwater River, LG for release in SF Clearwater, and CF for release in Selway River. Fish are reared at NPTH and transferred to acclimation facilities in April of BY+1.
  - o NLV: This facility was designed for and the program specifies a release of 500k sub-yearlings into the Clearwater River via Lapwai Creek by the end of May of BY+1. NLV is the acclimation facility for releases into Lapwai Creek.
  - o LG: LG is the acclimation facility for releases into SF Clearwater River (200k sub-yearlings). Fish are reared at NPTH and transferred to LG in April of BY+1.
  - o CF: CF is the acclimation facility for releases into Selway River (200k sub-yearlings). Fish are reared at NPTH and transferred to CF in April of BY+1.
- Marking and tagging (PIT) – A portion of each release group will be PIT tagged for standard outmigration monitoring. NPTH releases are PIT tagged at their release/acclimation sites in mid May.
- Quality monitoring (counts, growth, length, marks quality, tag retention) –
  - o NPTH: At the start of the scheduled volitional release, hatchery employees take lengths and weights on a minimum of 400 fish (200 from each pond). All fish are scanned for CWT to determine initial tag retention and tagging mortality.
  - o NLV: Release goal is 500k sub-yearlings at 80 fpp (9.1 g) into the Clearwater River. Hatchery staff will take lengths and weights on a minimum of 400 fish at the time of release. All fish are scanned for CWT to determine initial tag retention and tagging mortality.
  - o LG: Release goal is 200k sub-yearlings at 50 fpp (9.1 g) into the SF Clearwater River. NPTH staff will take lengths and weights on a minimum of 400 fish just before release. All fish are scanned for CWT to determine initial tag retention and tagging mortality.
  - o CF: Release goal is 200,000 sub-yearlings at 50 fpp (9.1 g) into the Selway River. NPTH staff will take lengths and weights on a minimum of 400 fish just before release. All fish are scanned for CWT to determine initial tag retention and tagging mortality.
- Surplus juvenile distribution (if applicable) - In the event production exceeds 110% of the program goals, surplus fry will be distributed amongst the fall Chinook production releases as a first option. PBT integrity will be considered in determining how surpluses are distributed. Alternatively, they may be outplanted into the lower Clearwater River or utilized in some other way, pending co-manager approval.

#### 4.2.8. Fish health

- Service provider - USFWS Pacific Region Fish Health Program
- Sampling protocols (what is sampled, sampling schedule) –
  - o Adults: Every adult female will be sampled individually for BKD using enzyme-linked immunosorbent assay (ELISA). Up to 150 ovarian fluid samples (3 fish pools) will be sampled for viruses. An additional 60 tissue and cranial samples will be taken for viral, bacterial and parasitic assays. Samples will be collected by NPTH or fish health staff and delivered to fish health for analysis. Eggs from fish with a high BKD level over the .250 ELISA O.D. value will be culled.
  - o Juveniles: The following protocol will be applied to each release group. Prior to release, a minimum 60 fish sample is collected for a pre-release health inspection. Bacteriology, virology and parasitic assays are performed. Fish may be released early or with a shortened or no volitional release period if fish health, stream conditions or other environmental factors warrant an immediate release. In the event of an early release, the pre-release fish health exam will be completed as soon as possible.
- Vaccination methods - NA
- Treatment methods –All adults will receive formalin treatments up to three times per week to control fungus and decrease pre-spawning mortality.

#### 4.2.9. Fish release/transportation

- Truck specifications -



- Hauling/Release schedule –
  - NPTH: A volitional release begins in early June of BY+1, unless river water temperatures warrant an earlier release. Hatchery or river conditions may warrant a shortened or no volitional release period.
  - NLV: If flow, temperature and DO conditions allow, fish will be reared as long as possible toward meeting the original goal of release at the end of May of BY+1 at 50 fpp. However, warming water temperatures and decreasing flows in the creek in May of BY+1 have always warranted an earlier release to avoid high mortalities and disease outbreaks. The release goal has been modified to accommodate this rearing challenge.
  - LG: Final release from LG to the SF Clearwater River is typically mid-June of BY+1.
  - CF: Final release from CF to the Selway River is typically mid-June of BY+1.

- Hauling/Release guidelines -

#### 4.2.10. Communication

- Written reports (e.g., Monthly summaries, annual reports) - NPTHC produces monthly production and pathology reports, and both an annual operation plan and annual operation report for BPA and the co-managers. Fish Research produces quarterly and annual reports to BPA.
- FINS and IDFG release databases -
- Meetings (e.g., AOP, Anad, HET, etc.) -
- Direct consultation for egg/smolt transport –

### 4.3. Big Canyon Creek Acclimation facility (BCCA)

#### 4.3.1. Trapping, Brood Acquisition and Adult Handling

Trapping of broodstock for Big Canyon Creek releases occurs at LGD. Discussion of trapping, brood collection and adult handling is found in LFFH AOP.

#### 4.3.2. Spawning, Incubation, and Rearing

Spawning, incubation, and rearing for Big Canyon Creek releases occurs at LFFH. See the LFFH AOP for details on protocol.

#### 4.3.3. Final rearing

- Target environmental protocols (flow indices, density indices) –
- Feeding protocols-
- Mortality counting -
- Water monitoring -
- Fish movement/facility configuration -
- Acclimation (if applicable) –
  - Sub-yearling: Approximately 500k sub-yearlings will be reared at LFFH for transfer to the BCCA facility in early-May of BY+1.
  - Yearling: Approximately 150k yearlings will be reared at LFFH for transfer to the BCCA facility in early-March of BY+2.
- Marking and tagging (AD, CWT, PIT) –
  - Sub-yearling: Release group is given 100,000 CWT/AD clip and 100,000 CWT-only for evaluation. The remaining 300,000 fish will remain unmarked. Coded wire tagging and adipose fin clipping occurs at Lyons Ferry Hatchery in early April of BY+1 prior to transfer to acclimation. A portion of the release will be PIT tagged to estimate survival, migration rate and timing through the FCRPS. PIT tagging occurs at Lyons Ferry Hatchery in mid-April Coded wire tags will provide SAR data.
  - Yearling: Release group is given 70,000 CWT/ AD clip and 80,000 CWT-only Coded wire tagging and adipose fin clipping occurs at Lyons Ferry Hatchery in August of BY +1. A portion of the release will be PIT tagged to estimate survival, migration rate and timing through the FCRPS. PIT tagging will occur at LFFH In January of BY +2. Coded wire tags will provide SAR data.
- Quality monitoring (counts, growth, length, marks quality, tag retention) –
  - Sub-yearling: Target release will be 500k sub-yearlings at 50 fpp into Big Canyon Creek. Sub-yearling release groups will be sampled for length and weight at time of release. A subsample of approximately 1,000 fish will be collected as they are being released. We sample 500 fish from each raceway at LFFH for CWT and AD clip retention 21 days after tagging/marking is completed. All

mortalities at BCCA will be scanned for PIT tags.

- o Yearling: Target release is 150k yearlings at 10 fpp into Big Canyon Creek. Yearling release groups will be sampled for length and weight at time of release. A subsample of approximately 600 fish is collected as the fish are being released. We sample 500 fish from each raceway at LFH for coded wire tag and adipose fin clip retention 21 days after tagging/marking is completed. All mortalities at BCCA will be scanned for PIT tags.

#### **4.3.4. Fish health**

- Service provider - USFWS Pacific Region Fish Health Program
- Sampling protocols (what is sampled, sampling schedule) –
  - o Sub-yearling: Import permit sampling (60 fish sample) will be conducted in March for BY+1.
  - o Yearling: Import permit sampling will be conducted late-January of BY+2. A 60 fish sample will be collected and assayed prior to release from each site.
- Vaccination methods - None
- Treatment methods – None on routine basis.

#### **4.3.5. Fish release/transportation**

- Truck specifications -
- Hauling/Release schedule –
  - o Sub-Yearling: Target release will be 500k sub-yearlings at 50 fpp in late-May 25 of BY+1.
  - o Yearling: Target release will be 150k yearlings at 10 fpp in mid-April of BY+2.
- Hauling/Release guidelines -

#### **4.3.6. Communication**

- Written reports (e.g., Monthly summaries, annual reports) - O&M and M&E quarterly and annual reports are submitted to BPA.
- FINS and IDFG release databases -
- Meetings (e.g., AOP, Anad, HET, etc.) -
- Direct consultation for egg/smolt transport –

## 5. Pacific Lamprey

- Definition of species –
- Purpose of Program - The purpose of this stop gap effort by NPT Fisheries is to avoid local extirpation in the Snake River Basin and maintain a population of ammocoetes that serve as a source of pheromone attractants drawing adults upstream to spawn in the abundant habitat in this region, thereby continuing a presence in the Snake River Basin until upstream adult and downstream juvenile passage problems are identified and corrected, and healthy, harvestable populations are restored. The Nez Perce Tribe believes it is imperative to restore this important component of the ecosystem and retain cultural values.
- Collection locations - Pacific Lamprey are trapped at Bonneville Dam, John Day Dam and The Dalles Dam
- Holding locations – Lamprey are transported to NPTH for holding.
- Releases – Adults are released for natural spawning at Lolo Creek, Orofino Creek, Newsome Creek, Big Canyon Creek, SF Salmon River, Johnson Creek, Secesh River, Asotin Creek, Wallowa River, Minam River, and Joseph Creek.

### 5.1. Program details

#### 5.1.1. Trapping and Brood Acquisition

- Trapping/Brood Acquisition location – NPT Fisheries conducts trapping operations for adult lamprey at Bonneville, The Dalles, and John Day dams and transports them to NPTH.
- Trap configuration -
- Dates operated – Trapping begins in mid-June at Bonneville Dam and ends in late August at John Day and The Dalles dams.
- Trapping protocol (frequency, movement of fish) -

#### 5.1.2. Adult handling

- Measurements (marks, tags, sex, etc.) -
- Tissue sampling protocol - Genetic samples are collected by NPT staff for analysis by CRITFC in the lab at Hagerman NFH.
- Dispositions – Adults are transported to NPTH for holding through the winter months.
- Surplus distribution -
- Carcass dispositions –

#### 5.1.3. Holding Protocols

- Environmental protocols (flow indices, density indices) -
- Feeding protocol -
- Marking and tagging (AD, CWT, PIT; date range) –
- Mortality counting –
- Water monitoring -
- Fish movement/facility configuration -
- Acclimation (if applicable) -

#### 5.1.4. Fish health

- Service provider - USFWS Pacific Region Fish Health Program
- Sampling protocols (what is sampled, sampling schedule) –: Moribund or fresh dead adults are examined when necessary.
- Vaccination methods – All lamprey collected are injected with oxytetracycline by NPT and fish health staff as available for furunculosis.
- Treatment methods – None on routine basis.

#### 5.1.5. Fish release/transportation

- Purpose for outplanting – Lamprey are out-planted for purpose of natural spawning in upstream locations.
- Release locations – Lamprey are released in Lolo Creek, Orofino Creek, and Newsome Creek, Big Canyon Creek, and the South Fork Salmon, Johnson Creek and Secesh River in Idaho, Asotin Creek and Joseph Creek in Washington, and the Wallowa River and Minam River in Oregon.
- Truck specifications -
- Hauling/Release schedule – Out-planting typically occurs during the April/May following winter holding at NPTH.
- Hauling/Release guidelines -

### 5.1.6. Communication

- Written reports (e.g., Monthly summaries, annual reports) -
- FINS and IDFG release databases -
- Meetings -
- Direct consultation for transport –

## 6. Rainbow Trout

- Definition of species -The catchable Rainbow Trout stocking program uses triploid Rainbow Trout to provide fishing opportunity in the Clearwater Basin.
- Rearing locations – Rainbow Trout for release to the Clearwater Basin are reared at Lyons Ferry Fish Hatchery (LFH) and several IDFG hatcheries. The fish are transferred to CFH from these facilities for redistribution in the Basin or hauled directly to release location..

### 6.1. Overview of facilities, release and evaluation information

#### 6.1.1. Lyons Ferry Fish Hatchery (LFH)

- Details for the LFH Rainbow Trout production can be found in Lyons Ferry AOP.

#### 6.1.2. Clearwater Fish Hatchery (CFH)

- Owner and operator – LSRCP and IDFG
- Programs at facility - CFH functions as a redistribution station for Rainbow Trout reared at IDFG hatcheries and LFH.
- Stocks reared - Troutlodge, Hayspur and Spokane strain Rainbow Trout are used in this program.
- Production Goals (smolts, fpp) – The CFH regional Rainbow Trout program redistributes approximately 100,000 IDFG reared trout and approximately 16,000 LFH reared trout.
- Facility or stock changes (if applicable) –
  - Dworshak Reservoir Mitigation: The initial mitigation responsibility for Dworshak Dam Project was to provide 100,000 pounds of Rainbow Trout annually to be stocked into Dworshak Reservoir. This mitigation has evolved over the years to approximately 18,000 pounds of Rainbow Trout or 50,000 catchables. Since 1997, Hagerman NFH has raised Rainbow Trout for stocking into Southern Idaho reservoirs and IDFG reciprocates by stocking lakes in the Clearwater Basin. Based on creel information provided by IDFG, return to creel of historical Rainbow Trout out-plants into Dworshak Reservoir have been very low. Therefore, the release locations of the majority of these fish have been changed to lowland lakes or reservoirs in the North Fork Clearwater drainage. At this time, the only agreed-to release locations for COE mitigation Rainbow Trout are within the North Fork Clearwater Drainage.
  - Clearwater Basin: Until 2009, IDFG annually stocked approximately 50,000 (3,300 lbs) of Kamloops Rainbow Trout from LFH into the Clearwater River system. In 2010, IDFG and NPT agreed to a new allocation and release locations for these fish.

### 6.2. Lyons Ferry Fish Hatchery (LFH)

#### 6.2.1. Fish release/transportation

- Marking and tagging – Currently there is no annual marking/tagging
- Truck specifications - When transporting fish, CFH follows IDFG and IHOT guidelines.
- Hauling/Release schedule – The CFH regional Rainbow Trout program redistributes approximately 100k IDFG reared trout. There are 25+ plant sites, requiring 100+ trips. Stocking occurs from March to October.
- Hauling/Release guidelines - If transport tank and stocking water temperature is not within 5-10 degrees F, fish are acclimated to stocking water temp by pumping stocking water in tanks until desired temp is achieved. *If receiving water temperature is greater than 70 degrees F, no stocking will occur.*

#### 6.2.2. Monitoring and evaluation

- Evaluation plan - Currently there is no annual monitoring and evaluation.

7. Appendices

7.1. Clearwater Brood Calculator

7.1.1. FULL PRODUCTION Brood Calculator

PROGRAM INPUTS							HISTORICAL HATCHERY PERFORMANCE METRICS (5-YR AVG)						FORM CALCULATED VALUES										NOTE #
SPECIES	HATCHERY	PROGRAM	Life Stage	PREFERRED TRAPPING SITE	FORMAL RELEASE GOAL (F)	COMANAGER APPROVED CUSHION % (G)	% FEMALES IN BROODSTOCK (H)	% MORTALITY DURING HOLDING (I)	GREEN EGG FECUNDITY (J)	% REMAINING AFTER DISEASE CULLING (K)	% SURVIVAL GREEN TO EYED EGG (L)	% SURVIVAL EYED EGG TO RELEASE (M)	RELEASE GOAL WITH CUSHION (N)	EYED EGGS (O)	GREEN EGGS (P)	GREEN EGGS BEFORE DISEASE CULL (Q)	FEMALES SPAWNED (R)	MALES SPAWNED (S)	TOTAL ADULTS SPAWNED (T)	TRAPPED ADULTS NEEDED (U)	ADULTS TRAPPED TO MEET 1:1 RATIO (V)	SMOLTS PER TRAPPED ADULTS NEEDED (W)	
STUHD	DNFH	MS Clearwater at DNFH		DNFH	755,000	3%	50.0%	3.9%	6,870	82.9%	89.3%	83.9%	777,650	926,480	1,037,418	1,251,717	183	183	366	381	381	2,041	
		MS Clearwater at DNFH - AIR SPAWN		DNFH	445,000	4%	50.0%	3.9%	6,219	82.9%	89.3%	83.9%	462,800	551,372	617,395	744,930	120	120	240	250	250	1,851	
		Red House Hole - SF Clw		SFCW Angler	400,000	4%	50.0%	3.9%	6,870	82.9%	89.3%	83.9%	416,000	495,616	554,961	669,600	98	98	196	204	204	2,039	
		Clear Creek		DNFH	300,000	4%	50.0%	3.9%	6,870	82.9%	89.3%	83.9%	312,000	371,712	416,221	502,200	74	74	148	154	154	2,026	
		Lolo Creek		DNFH	200,000	10%	50.0%	3.9%	6,870	82.9%	89.3%	83.9%	220,000	262,104	293,489	354,115	52	52	104	109	109	2,018	
	MVH	Salmon River		DNFH	93,000	5%	50.0%	3.5%	6,681	100.0%	84.0%	85.0%	97,650	114,882	136,765	136,765	21	21	42	44	44	2,219	
CFH	Clearwater		SFCLW	843,000	3%	50.0%	3.5%	6,800	100.0%	84.0%	85.0%	868,290	1,021,518	1,216,092	1,216,092	179	179	358	371	371	2,340		
SP/SU CHIN	DNFH	NF Clearwater (DNFH)		DNFH	1,650,000	4%	50.0%	9.6%	3,993	94.2%	90.3%	90.6%	1,718,750	1,897,075	2,100,858	2,230,211	559	559	1,118	1,237	1,237	1,389 (3)	
		Selway River-Upper	Parr	DNFH	300,000	4%	50.0%	9.6%	3,993	94.2%	90.3%	90.6%	312,500	344,923	381,974	405,493	102	102	204	226	226	1,383	
		Trans. to NPTH-NPTH		DNFH	200,000	4%	50.0%	9.6%	3,993	94.2%	90.3%	90.6%	208,333	229,948	254,649	270,329	68	68	136	151	151	1,380	
		Trans. to NPTH-Lolo Creek		DNFH	180,000	4%	50.0%	9.6%	3,993	94.2%	90.3%	90.6%	187,500	206,954	229,185	243,296	61	61	122	135	135	1,389 (4)	
	KNFH	Kooskia NFH		KNFH	600,000	10%	50.0%	12.1%	3,661	88.2%	93.1%	88.6%	666,667	752,445	808,212	916,652	251	251	502	572	572	1,166	
	CFH	Red River		SFCW	1,280,000	0%	50.0%	5.0%	4,000	92.0%	94.0%	96.0%	1,280,000	1,333,333	1,418,440	1,541,782	386	386	772	813	813	1,574	
		Selway River-Lower		DNFH	400,000	0%	50.0%	5.0%	4,000	92.0%	94.0%	96.0%	400,000	416,667	443,262	481,807	121	121	242	255	255	1,569	
		Clear Creek		KNFH/DNFH	720,000	0%	50.0%	5.0%	4,000	92.0%	94.0%	96.0%	720,000	750,000	797,872	867,253	217	217	434	457	457	1,575	
		NF Clearwater-CFH (Baffle)		DNFH	389,000	0%	50.0%	5.0%	4,000	92.0%	94.0%	96.0%	389,000	405,208	431,073	468,557	118	118	236	249	249	1,562 (5)	
		NF Clearwater-CFH (Regular)		DNFH	320,000	0%	50.0%	5.0%	4,000	92.0%	94.0%	96.0%	320,000	333,333	354,610	385,446	97	97	194	205	205	1,561 (6)	
	Powell Pond (SUM)		Pow/SFSR	640,000	0%	50.0%	5.0%	4,000	92.0%	94.0%	96.0%	640,000	666,667	709,220	770,891	193	193	386	407	407	1,572		
NPTHC	Lolo Cr (SF Clw)	Pre-Smolt	NPTHC	150,000	1%	50.0%	7.0%	4,041	89.0%	85.0%	91.0%	151,515	166,500	195,883	220,093	55	55	110	119	119	1,273		
	Newsome Cr (SF Clw)	Pre-Smolt	NPTHC	75,000	1%	50.0%	7.0%	4,041	89.0%	85.0%	91.0%	75,758	83,250	97,941	110,046	28	28	56	61	61	1,242		
	Meadow Cr (Selway)	Parr	NPTHC	400,000	1%	50.0%	7.0%	4,041	89.0%	85.0%	91.0%	404,040	444,000	522,353	586,914	146	146	292	314	314	1,287		
FACH	NPTHC	Snake River		LGD/NPTH	1,400,000	1%	50.0%	25.0%	3,973	94.0%	89.0%	96.0%	1,414,000	1,472,917	1,654,963	1,760,598	444	444	888	1,184	1,184	1,194	
COHO	DNFH	Clearwater			500,000	10%	49.7%	16.0%	2,505	94.3%	82.3%	90.0%	550,000	611,111	742,541	787,424	315	319	634	756	745	728	
	ECFH	Clearwater			550,000	10%	49.7%	16.0%	2,505	94.3%	82.3%	83.1%	605,000	727,951	884,509	937,973	375	380	755	899	887	673	
												CELL FORMULAS	F*(1+G)	N/(M)	O/(L)	P/(K)	ROUNDUP (Q/J,0)	R/(H)-R	R+S	ROUNDUP (T/(1-I),0)	ROUNDUP(R/I 1-H)/(1-I),0)	N/J	

(1) In the 2013 AOP process, the co-managers approved a 10% cushion to meet release targets  
 (2) Culling of eggs for BKD, IHN, etc.  
 (3) Includes the New Production started in BY2015. Added production by increasing densities to 65k in all B-Bankrcwys.  
 (4) New production started in BY2015, Lolo release group.  
 (5) NEW PRODUCTION in 2015. First timing rearing smolt in the adult holding ponds  
 (6) NEW PRODUCTION in 2015. Increasing rearing densities across raceways and spreading the new smolts across release groups

7.1.2. US v OR Brood Calculator

PROGRAM INPUTS						HISTORICAL HATCHERY PERFORMANCE METRICS (5-YR AVG)							FORM CALCULATED VALUES										
SPECIES	HATCHERY	PROGRAM	Life Stage	PREFERRED TRAPPING SITE	FORMAL RELEASE GOAL	COMANAGER APPROVED CUSHION % (1)	% FEMALES IN BROODSTOCK	% MORTALITY DURING HOLDING	GREEN EGG FECUNDITY	% REMAINING AFTER DISEASE CULLING (2)	% SURVIVAL GREEN TO EYED EGG	% SURVIVAL EYED EGG TO RELEASE	RELEASE GOAL WITH CUSHION	EYED EGGS	GREEN EGGS	GREEN EGGS BEFORE DISEASE CULL	FEMALES SPAWNED	MALES SPAWNED	TOTAL ADULTS SPAWNED	TRAPPED ADULTS NEEDED	ADULTS TRAPPED TO MEET 1:1 RATIO	SMOLTS PER TRAPPED ADULTS NEEDED	NOTE #
					(F)	(G)	(H)	(I)	(J)	(K)	(L)	(M)	(N)	(O)	(P)	(Q)	(R)	(S)	(T)	(U)	(V)	(W)	
STLHD	DNFH	MS Clearwater at DNFH		DNFH	755,000	3.0%	67.0%	3.9%	6,870	82.9%	89.3%	83.9%	777,650	926,877	1,037,936	1,252,034	183	90	273	285	578	2,729	
		MS Clearwater at DNFH - AIR SPAWN		DNFH	445,000	4.0%	67.0%	3.9%	6,219	82.9%	89.3%	83.9%	462,800	551,609	617,703	745,119	120	59	179	187	379	2,475	
		Red House Hole - SF Clw		SFClw Angler	400,000	4.0%	67.0%	3.9%	6,870	82.9%	89.3%	83.9%	416,000	495,828	555,239	669,770	98	48	146	153	310	2,719	
		Clear Creek		DNFH	300,000	4.0%	67.0%	3.9%	6,870	82.9%	89.3%	83.9%	312,000	371,871	416,429	502,327	74	36	110	115	234	2,713	
		Lolo Creek		DNFH	200,000	10.0%	67.0%	3.9%	6,870	82.9%	89.3%	83.9%	220,000	262,217	293,636	354,205	52	26	78	81	164	2,716	
	MVH	Salmon River		DNFH	93,000	5%	67.0%	3.5%	6,681	100.0%	84.0%	85.0%	97,650	114,882	136,765	136,765	21	10	31	33	66	2,959	
CFH	Clearwater		SFCLW	843,000	3%	67.0%	3.5%	6,800	100.0%	84.0%	85.0%	868,290	1,021,518	1,216,092	1,216,092	179	88	267	277	563	3,135		
SP/SJ CHIN	DNFH	NF Clearwater (DNFH)		DNFH	1,050,000	4%	50.0%	9.6%	3,993	94.2%	90.3%	90.6%	1,093,750	1,207,230	1,336,910	1,419,225	356	356	712	788	788	1,388	(3)
		Selway River-Upper	Parr	DNFH	300,000	4%	50.0%	9.6%	3,993	94.2%	90.3%	90.6%	312,500	344,923	381,974	405,493	102	102	204	226	226	1,383	
		Trans. to NPTH-NPTH		DNFH	200,000	4%	50.0%	9.6%	3,993	94.2%	90.3%	90.6%	208,333	229,948	254,649	270,329	68	68	136	151	151	1,380	
		Trans. to NPTH-Lolo Creek		DNFH	0	4%	50.0%	9.6%	3,993	94.2%	90.3%	90.6%	0	0	0	0	0	0	0	0	0	#DIV/0!	(4)
	KNFH	Kooskia NFH		KNFH	600,000	10%	50.0%	12.1%	3,661	88.2%	93.1%	88.6%	666,667	752,700	808,486	916,962	251	251	502	572	572	1,166	
	CFH	Red River		SFClw	1,100,000	0%	50.0%	5.0%	4,000	92.0%	94.0%	96.0%	1,100,000	1,145,833	1,218,972	1,324,969	332	332	664	699	699	1,574	
		Selway River-Lower		DNFH	400,000	0%	50.0%	5.0%	4,000	92.0%	94.0%	96.0%	400,000	416,667	443,262	481,807	121	121	242	255	255	1,569	
		Clear Creek		KNFH/DNFH	635,000	0%	50.0%	5.0%	4,000	92.0%	94.0%	96.0%	635,000	661,458	703,679	764,869	192	192	384	405	405	1,568	
		NF Clearwater-CFH (Baffle)		DNFH	0	0%	50.0%	5.0%	4,000	92.0%	94.0%	96.0%	0	0	0	0	0	0	0	0	0	#DIV/0!	(5)
		NF Clearwater-CFH (Regular)		DNFH	0	0%	50.0%	5.0%	4,000	92.0%	94.0%	96.0%	0	0	0	0	0	0	0	0	0	#DIV/0!	(6)
		Powell Pond (SUM)		Pow/SFSR	640,000	0%	50.0%	5.0%	4,000	92.0%	94.0%	96.0%	640,000	666,667	709,220	770,891	193	193	386	407	407	1,572	
	NPTH	Lolo Cr (SF Clw)	Pre-Smolt	NPTH	150,000	1%	50.0%	7.0%	4,041	89.0%	85.0%	91.0%	151,515	166,500	195,883	220,093	55	55	110	119	119	1,273	
Newsome Cr (SF Clw)		Pre-Smolt	NPTH	75,000	1%	50.0%	7.0%	4,041	89.0%	85.0%	91.0%	75,758	83,250	97,941	110,046	28	28	56	61	61	1,242		
Meadow Cr (Selway)		Parr	NPTH	400,000	1%	50.0%	7.0%	4,041	89.0%	85.0%	91.0%	404,040	444,000	522,353	586,914	146	146	292	314	314	1,287		
FACH	NPTH	Snake River		LGD/NPTH	1,400,000	1%	50.0%	25.0%	3,973	94.0%	89.0%	96.0%	1,414,000	1,472,917	1,654,963	1,760,598	444	444	888	1,184	1,184	1,194	
COHO	DNFH	Clearwater			500,000	10%	49.7%	16.0%	2,505	94.3%	82.3%	90.0%	550,000	611,111	742,541	787,424	315	319	634	756	745	728	
	ECFH	Clearwater			550,000	10%	49.7%	16.0%	2,505	94.3%	82.3%	83.1%	605,000	727,951	884,509	937,973	375	380	755	899	887	673	

(1) In the 2013 AOP process, the co-managers approved a 10% cushion to meet release targets

(2) Culling of eggs for BKD, IHN, etc.

(3) Includes the New Production started in BY2015. Added production by increasing densities to 65kin all B-Bank rcways.

(4) New production started in BY2015, Lolo release group.

(5) NEW PRODUCTION in 2015. First timing rearing smolt in the adult holding ponds

(6) NEW PRODUCTION in 2015. Increasing rearing densities across raceways and spreading the new smolts across release groups

CELL FORMULAS	F*(1+G)	N/(M)	O/(L)	P/(K)	ROUNDUP (Q/J,0)	R/(H)-R	R+S	ROUNDUP (T/(1-I),0)	ROUNDUP(R/(1-H)/(1-I),0)	N/U
---------------	---------	-------	-------	-------	-----------------	---------	-----	---------------------	--------------------------	-----

## 7.2. Parental Based Tagging (PBT)

A novel approach for mass marking hatchery broodstock is parentage-based tagging. Parentage-based tagging (PBT) involves the annual genotyping of all broodstock at each hatchery, creating a parental genotype database. Progeny from any of these parents (either collected as juveniles or returning adults), if genotyped, could be assigned back to their parents, thus identifying the hatchery they originated from and exact brood year they were produced in.

The exceptional advantage PBT has over mechanical tagging technologies is increased sample size. By genotyping all parental broodstock, every juvenile is “tagged” thereby vastly increasing the chances of encountering a tagged fish. The key for this technology to work is the ability to sample all (100%) of the hatchery broodstock and the goal for each hatchery program is to achieve PBT tagging rates at or near 100%.

Eagle Fish Genetics Lab (EFGL) provides Whatman sheets for sample preservation and sampling equipment to the spawning facilities, but relies largely on existing hatchery or other program personnel to take fin tissue samples, record sex and record spawn/sample date. A detailed protocol for genetic sampling is available on the BPA protocol website ( <https://www.monitoringresources.org/Document/Method/Details/4087>), but general procedures are provided below. Standard guidelines for hatchery staff include

- Obtaining tissue samples (fin clips) from every adult hatchery steelhead and Chinook salmon that contributes to spawning in the Snake River basin (~6000 adult hatchery steelhead and ~10,500 adult hatchery Chinook salmon). This includes sampling re-use males every time they are used to fertilize a female.
- Ensuring that all samples come from fresh, “live” tissue and that each sample is properly preserved until DNA extraction and free of contamination.
- Ensuring that every sample is properly labeled and inventoried.
- Ensuring that data/information from every fish sampled is recorded and tied to a field/hatchery sample number (sample/spawn date, take #, hatchery, sex, length, cross information, etc.) and that field/hatchery sample number is tied to a unique genetic (Progeny) number.

A specific sampling protocol includes:

- Use forceps and scissors or a scalpel, remove a small amount of tissue:
  - fin tissue – about the size of your little finger nail (any fin will work, just make sure that it is free of fungus and that you are sampling “live” tissue)
- Carefully wipe clean instruments with a Kimwipe or paper towel and rinse the instrument in ethanol or clean water between each sample.
- Place tissue sample onto Whatman sheet for preservation and delivery of samples to EFGL.
- Label individual sample tubes with field number. Provide an excel data sheet with individual sample tube number, sex identification, and any other available data (length, field ID, pit tag ID, etc.).
- Providing an Excel data sheet with individual Whatman cell number, sex identification, and any other available data (length, PIT tag number, CWT status, adipose clip, etc.) to EFGL.
- If possible, record every individual cross by genetic sample number, sex and date.



### **7.3. Description and rationale for PIT and CWT tagging**

#### **7.3.1. Passive Integrated Transponder (PIT) Tags:**

PIT tags are used to evaluate metrics associated with juvenile and adult migration. Detectors within juvenile bypass systems and adult ladders at Snake and Columbia River dams allow biologists to utilize information resulting from individual PIT tag detections.

PIT tag detectors in juvenile bypass systems are used to deflect migrating juveniles into barges or back to the river depending on the time of year or the specifics of a study design. For juveniles, PIT tags are most commonly used to evaluate travel time, passage timing, survival from release to a specific dam, and to compare survival rates for alternative routes of passage through the hydro-system (Comparative Survival Study, CSS). All PIT tagged hatchery fish outmigrating from Idaho facilities are subject to Separation by Code (SbyC) where the majority of a release group is treated as the unmarked run at large and a smaller portion is diverted back to the river by default.

PIT tag detectors in adult ladders are highly efficient at detecting PIT tags in returning adult fish. In addition to detectors at the dams, adults can also be detected at various in-river arrays that are present on the landscape. Adults are also scanned for PIT tags at hatchery racks. For returning adults, PIT tags are generally used for hatchery- and age-specific run timing, stock composition, in-season harvest management, smolt to adult return rate estimates, estimating stray rates, and to provide a known-age component at hatchery racks. PIT tags can also be used to estimate stock- and age-specific rates of fallback/reascension and after counting hour passage at Snake and Columbia River dams. Due to differences in rearing conditions, sample sizes, release locations, etc., PIT tags are not typically used to make statistical comparisons between hatcheries or between raceways within a hatchery unless a specific study design exists.

#### **7.3.2. Coded wire tags (CWT):**

Coded wire tags are used to evaluate metrics associated with adult returns. Because CWT's are universally accepted and easy to detect and read, they are often used for evaluating recovery rates in ocean and freshwater systems, estimating stray rates, harvest rates in mixed stock fisheries, and stock and age composition in fisheries and at hatcheries. CWT's can also be used to identify hatchery origin fish in the absence of an adipose clip. Adult fish checked during creel censuses as well as returning to racks are all typically scanned for a CWT. Snouts recovered in Idaho fisheries and at IDFG and IPC hatcheries are processed in the CWT lab at IDFG's Nampa Research office. Though CWT tagging rates are relatively high when compared to other tag types, the recovery rate of CWT's is very low. Because of such low recovery rates and differences in rearing conditions, sample sizes, release locations, etc., CWT's are not used to make statistical comparisons between stocks, nor are they used to evaluate differences within a hatchery unless a specific study design exists.

## **7.4. 2018 Snake River Kelt Reconditioning Project Summary**

### Background and Goals

As a strategy to improve survival of ESA-listed steelhead stocks in the Columbia Basin, NOAA Fisheries has identified actions to improve the productivity and abundance of steelhead kelts in two Reasonable and Prudent Alternatives (RPAs) in the 2008 FCRPS Biological Opinion (BiOp). RPA #33 covers operations to benefit upper and middle Columbia River Stocks, and RPA #42 covers operations to benefit Snake River B-run Steelhead. RPA #42 includes implementation of Kelt reconditioning in the Snake River Basin, with the goal of improving the productivity of ESA-listed wild interior basin B-run steelhead, and research as necessary to accomplish this goal. NOAA's analysis indicates that a combination of kelt reconditioning and other actions could increase the number of returning Snake River B-run steelhead spawners to Lower Granite Dam by about 6%, and that a kelt reconditioning program in the Snake Basin may be critical to achieving this goal (Supplemental Comprehensive Analysis Steelhead Kelt Appendix-Bellerud et al. 2007). In practice, the goal of the program is to increase returns of wild adult female Snake River B-run steelhead to Lower Granite Dam by 180 fish (baseline 3000 adult females estimated in Bellerud et al. 2007). An experimental-scale kelt reconditioning project is being conducted at Dworshak by the Nez Perce Tribe (NPT) and the Columbia River Inter-Tribal Fish Commission (CRITFC), in collaboration with the University of Idaho and USFWS. This project includes both implementation and research components. The implementation component of the project involves collection, reconditioning, and release of wild B-run female steelhead kelts to achieve the goal of RPA #42. The research component of the project involves air spawning and reconditioning of DNFH ladder returning hatchery-origin fish for use as an experimental model. These fish provide a unique and important research tool to address critical uncertainties and maximize the success of kelt reconditioning programs throughout the Columbia Basin.

### 2018 Operations and Research

Dworshak is cooperating with CRITFC, UI and the NPT in a Kelt Reconditioning Project. CRITFC, UI and NPT staff will air spawn 120 females for the kelt program. These fish will be retained until September of 2018 and euthanized to assess egg quality. An additional 300 steelhead kelts will be collected at Lower Granite Dam (LGR) and transferred to NPTH and/or DNFH. Kelts transferred from Lower Granite Dam to DNFH will be reared in conjunction with the air-spawned steelhead (Section 1.2.1 and 1.2.2). These fish will be on-station from March through September, then transferred to NPTH. Experiments involving treatments to reduce mortality and improve growth and re-maturation, as well as sampling fish to measure physiological responses during reconditioning will be conducted on air-spawned steelhead, as well as Lower Granite Dam transferred steelhead. The release strategy for individual fish will be based on maturation status as determined by blood hormone levels. Mature fish will be released and non-mature fish will be kept for further reconditioning.

## 7.5. Adult Spring Chinook Salmon outplant locations and marks

### 7.5.1. Sites, release numbers for adult Spring Chinook Salmon, when all Clearwater Basin Production Programs are above broodstock, harvest and C&S needs.\*

Release Location	Hatchery Source	Guideline Range	Proposed Max
<i>Selway Basin</i>			
McGruder	RR, NPTH, Clear, DNFH, KNFH	800 - 1,000	6,000
O'Hara Creek	RR, NPTH, Clear, DNFH	200	
Lower Selway	RR, NPTH, Clear, DNFH, KNFH	0 - 2,000	3,400
<i>SF Clearwater R.</i>			
Mill Creek	RR, NPTH, Clear, DNFH	150	600
Meadow Creek	RR, NPTH, Clear, DNFH	150 - 300	
SF Clearwater R.	RR, NPTH, Clear, DNFH	0 - 500	
<i>Lochsa River</i>			
Main Lochsa, Badger Cr., Boulder Cr.	RR, NPTH, Clear, DNFH	500	
<b>TOTAL</b>		<b>1,800 - 4,650</b>	<b>10,000</b>

\*Release Locations are not prioritized. If guideline range is likely to be exceeded, co-managers will discuss disposition of excess fish.

\*There are weekly conference calls scheduled for Tuesdays, to keep all parties updated, informed, and coordinated on in-season run development, harvest estimates, broodstock collection, outplanting plans, etc...

### 7.5.2. Proposed hatchery identifying marks for adult spring Chinook salmon outplanting in the Clearwater River.

Hatchery / Location	Mark	Purpose
Dworshak	left opercle v-notch	outplant
Kooskia	1) 1 right opercle v-notches	outplant / fishery recycle
	2) if recycle returnees - additional opercle v-notch	outplant / fishery recycle
Clear Creek above weir	right opercle v-notch	natural spawners
Lochsa (Powell satellite)	left opercle punch	fishery recycle / outplant
Red River/Crooked River	1) right opercle punch	fishery recycle
	2) 2 right opercle punches	outplant (early)
Rapid River	dorsal punch	Clearwater (Selway) outplants
Lower Lolo Cr. weir	left and right opercle punch	NPT weir evaluation (fish collected at weir and released above weir)
Newsome Cr. above weir	left opercle punch	NPT weir evaluation (fish collected at weir and released above weir)
NPTH	left opercle punch	outplant / fishery recycled to Lenore Boat Launch

7.6. Cryopreserved Milt Request Form

**NEZ PERCE TRIBE**  
**Department of Fisheries Resources Management**  
 Administration Enforcement Harvest Production Research Resident Fish Watershed

**McCall Field Office**  
 P.O. Box 1942 McCall, Idaho 83638  
 Phone: (208) 634-5290 Fax: (208) 634-4097



**Cryopreserved Semen Request Form**

Name: \_\_\_\_\_  
 Affiliation: \_\_\_\_\_  
 Phone number: \_\_\_\_\_  
 Email address: \_\_\_\_\_  
 Date needed by: \_\_\_\_\_  
 Species: Chinook salmon / steelhead  
 Stock requested: \_\_\_\_\_  
 Origin: Hatchery / wild/natural  
 Number of straws needed: \_\_\_\_\_ 0.5ml, \_\_\_\_\_ 5.0ml  
 Reason for request (clearly demonstrate need; attach additional pages if needed):

Please provide additional information as necessary (Annual Operating Plan, Management Plan, etc.).  
 You will be contacted by phone or email to discuss the request and coordinate the transfer.  
 Requests are review by a scientific panel from regional management agencies and reserve the right to refuse unjustified requests. The Nez Perce Tribe will assist in the fertilization of eggs and expects adequate monitoring of the results (percent of eggs fertilized, post-thaw sperm motility, etc.).

Signature: \_\_\_\_\_ Date: \_\_\_\_\_

Contact William Young at the above address (or by email: [billy@nezperce.org](mailto:billy@nezperce.org)) if you would like additional information about the gene bank or the request process, or see the Annual Reports for additional information ([www.nptfisheries.org/Research-Projects/199703800.aspx](http://www.nptfisheries.org/Research-Projects/199703800.aspx))

### **7.7. Distribution of Spawned-Out and Excess Carcasses At Anadromous Fish Hatcheries**

Adult fish in excess of scheduled brood stock needs will be distributed in the following priority order:

- Released in specified waters while sport or treaty tribal fisheries are open.
- Released for natural spawning in specified waters consistent with planning documents.
- Distributed to Idaho Indian treaty tribes for subsistence purposes.
- Distributed to other Indian tribes and non-profit charitable food distribution organizations.
- Distributed to the general public.

Spawned-out adults suitable for human consumption will be distributed in the following priority order:

- Idaho Indian tribes for subsistence purposes.
- Non-profit charitable organizations.
- General public.

Aforementioned priorities may be reordered with concurrence of all parties.

### **7.8. Excess Egg Planting Protocols**

Kooskia Hatchery has equipment for planting excess eyed eggs. The Nez Perce Tribe Fishery Research Department in Orofino will put together a list of streams that have available spawning habitat that isn't being used by natural spawners by the first week of October, when redd count summaries are complete. This is the same timeframe when hatcheries can begin to identify surplus eggs based on eye-up rates. This will allow for notification of personnel to be ready to out-plant eggs. Coolers from the hatcheries will need to be filled with approximately 50,000 loose eyed eggs in each cooler and have them ready for pick-up by 8:00 a.m. This allows the planting teams enough time in the day to complete out-planting. We need to keep the maximum eggs to be out-planted per day to 300,000. Contact personnel for the Orofino Field Office is Mike Kosinski, 208-476-7417, Ext 3570. Mike will compile a list of available Orofino personnel, as well as reach out to the NPT Watershed division for any available personnel. Given sufficient time prior to the outplant, efforts will be made to identify quality habitat sites in the identified streams. Mike will supply stream and GPS location of the outplants to the respective hatchery personnel for their records.