



# U.S. Fish & Wildlife Service

## Crab Orchard National Wildlife Refuge



### Special Hunt Area: 2024 Crab 1 and Crab 2 Deer Hunting Regulations and Map

Illinois State Hunting Regulations Apply to Crab Orchard National Wildlife Refuge

Hunt Dates: Crab 1 (**November 22 –24**) Crab 2 (**December 5 –8**) Gates open from 4:30 AM-6:00 PM

Scouting Dates: Crab 1 (**November 21**) Crab 2 (**December 4**) Gates open from 8:00 AM - 5:00 PM

(hunters must have permit in their possession while scouting)

#### Before your hunt:

- ✓ Preregister at the Refuge Headquarters
- ✓ Purchase 2024 Crab Orchard Deer Hunt Pass - \$5.00. (available at preregistration)
- ✓ Have IDNR Crab 1 or 2 deer hunting permit
- ✓ Review and sign Unexploded Ordinance information
- ✓ Review Crab 1 and 2 Hunting Regulations and Map
- ✓ Have Illinois hunting license and habitat stamp
- ✓ Have FOID Card
- ✓ **NOTICE: ROAD RESTRICTIONS—Please review map on other side. Some roads previous open to vehicles have been restricted to bike or foot traffic only. (Additional Parking Areas have been developed)**

#### During your hunt:

- ✓ Only Crab 1 or Crab 2 permit holders may hunt in the Special Hunt Area
- ✓ Have signed 2024 Crab Orchard Recreation Use Permit
- ✓ Vehicles are restricted to roads shown on map (reverse side). Bicycles are permitted on foot trails. **DO NOT BLOCK GATES, ROADS, OR ENTRANCE TO FIELDS**
- ✓ Handguns are prohibited
- ✓ **No hunting within 50 yards of buildings, roads, bunkers, and areas posted closed to hunting (see map)**
- ✓ Possession & or use of alcoholic beverages are prohibited
- ✓ Hunters may bring non-hunting aid. Aids may not assist with transporting or discharging any firearms
- ✓ Deer stands or blinds tagged with owners identification may be left up for 24 hours unoccupied. Stands left vacant for over 24 hours or untagged will be removed.
- ✓ Target practice is prohibited
- ✓ We prohibit organized deer drives
- ✓ Marking or flagging any tree with reflectors, tape, or paint is prohibited

#### After your hunt:

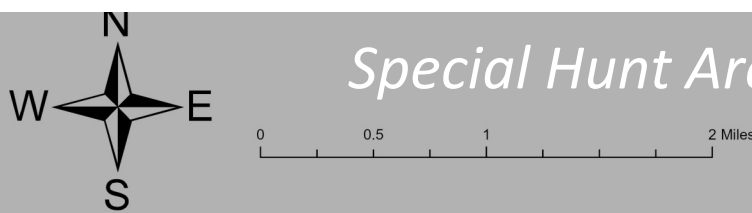
- ✓ Complete Crab Orchard game harvest slip and drop off at the Visitor Center
- ✓ Report your harvest to IDNR at 1-866-452-4325 or online at [www2.illinois.gov/dnr/hunting](http://www2.illinois.gov/dnr/hunting)

#### Shooting Hours

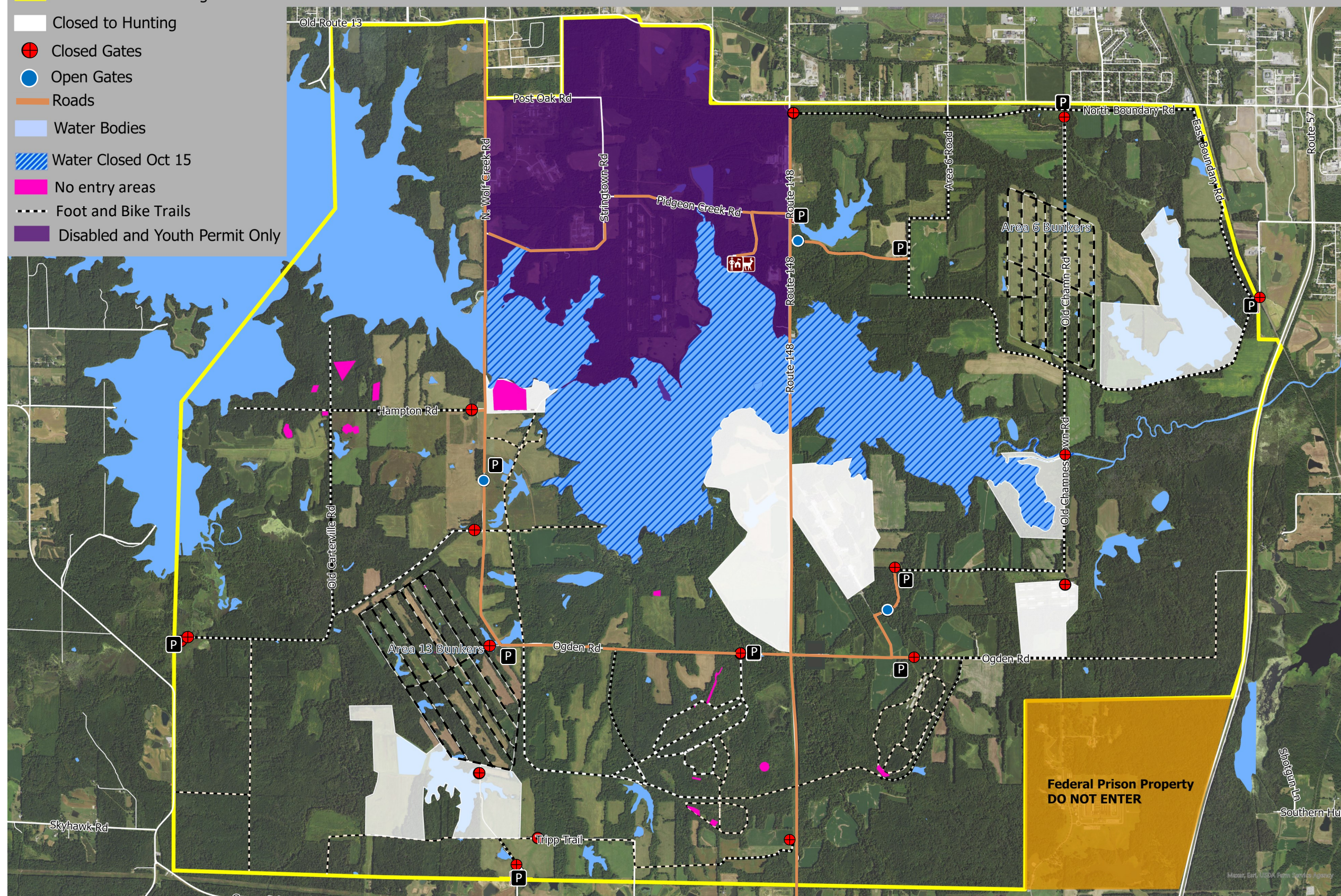
Crab 1 - November 22	6:13 AM-5:09 PM
Crab 1 - November 23	6:14 AM-5:09 PM
Crab 1 - November 24	6:15 AM-5:09 PM
Crab 2 - December 5	6:26 AM-5:06 PM
Crab 2 - December 6	6:27 AM-5:06 PM
Crab 2 - December 7	6:28 AM-5:06 PM
Crab 2 - December 8	6:28 AM- 5:06 PM

# Special Hunt Area Map: 2024 Crab 1 and Crab 2 Deer Shotgun

- Parking
- Visitor Information Center
- Crab 1 Crab 2 Hunting Area
- Closed to Hunting
- Closed Gates
- Open Gates
- Roads
- Water Bodies
- Water Closed Oct 15
- No entry areas
- Foot and Bike Trails
- Disabled and Youth Permit Only



USFWS makes no warranty for the use of this map and cannot be held liable for actions or decisions based on map content.




**NOTICE:**  
**ROAD RESTRICTIONS**  
 Please review map. Some roads previous open to vehicles have been restricted to bike or foot traffic only. (Additional Parking Areas have been developed.)

## Deer Hunting & Lead

### Be Part of the Solution!

Lead poisoning is a serious problem for both wildlife and humans, but is easily prevented.

**Why is lead a problem?**  
 Scientific studies show a definitive link between spent lead ammunition and lead poisoning in scavenging birds. Eagles eat lead when they feed on animal carcasses or gut piles that contain toxic lead bullet fragments. Once lead enters the bloodstream, it damages a bird's nervous system and paralyzes its digestive tract. Without immediate medical assistance, poisoned birds can starve to death or become weak and easy prey. This national wildlife refuge is one of many in the Midwest encouraging hunters to switch to lead free ammunition for deer hunting.



**What can you do?**  
 Visit your local gun store and ask for lead free ammunition. Check [huntingwithnonlead.org](http://huntingwithnonlead.org) for more information on finding specific ammunition. The site has compiled information from several sources. Remember to sight in your gun and practice with the new ammunition before you use it in the field. Tell your friends and family that you've made the switch to lead free ammunition.